



South Carolina Department of Public Safety

State Transport Police Manual of Operations



*Revised
July, 2012*

South Carolina State Transport Police Manual of Operations

Table of Contents

ADMINISTRATIVE SECTION

Foreword

- A. Violation of this Manual**
 - B. State Transport Police History**
- I. Conduct**
 - A. Core Values**
 - B. Code of Ethics – Department**
 - C. Code of Ethics – Law Enforcement**
 - D. Oath of Office**
 - E. Goals**
 - F. Code of Conduct**
 - G. Conformance to Laws**
 - H. Personal Gain**
 - I. Favoritism**
 - J. Criticizing of Fellow Employees**
 - K. Professionalism**
 - L. Devotion to Duty**
 - M. Compliance to Rules and Regulations**
 - N. Behavior**
 - 1. Disciplinary Action**
 - 2. Insubordination**
 - 3. Improper Conduct**
 - 4. Neglect of Duty**
 - 5. Obstruction of Investigation**
 - 6. Truthfulness**
 - 7. Confidentiality of Information**
 - O. Use of Substances**
 - 1. Use of Alcohol and Drugs**
 - 2. Use of Tobacco and Chewing Gum**

III. Employment, Assignments, Special Units

A. Employment

- 1. Qualifications for State Transport Police Applicants**
- 2. Probation and Permanent Appointments**
- 3. Assignment of Personnel**
- 4. Re-Employment of State Transport Police Personnel**
- 5. Quit Without Notice**
- 6. Separation by Death**

B. State Transport Police Units

- 1. Field Districts**

C. General Requirements

- 1. Training**
- 2. Telephone Requirement/Request**
- 3. Cell Phone Assignment and Usage Procedure**
- 4. Grooming**

OPERATIONS SECTION

I. Enforcement

A. Traffic Enforcement

- 1. Stopping the Violator**
- 2. Stopping Commercial Vehicles**
- 3. High Risk Stops**
- 4. Approaching the Violator**
- 5. Citing the Violator**
- 6. Stopping Public Officials**
- 7. Stopping Diplomats**
- 8. Use of Unmarked Vehicles**

B. Arrest Procedures

- 1. Arrest with a Warrant**
- 2. Arrest without a Warrant**
- 3. Serving a Warrant**
- 4. Miranda Warnings**
- 5. Alternatives to Arrest**

- C. Prisoner Transport Procedures**
 - 1. Restraining Prisoners**
 - 2. Seating during Transport**
 - 3. Prisoners of the Opposite Sex**
 - 4. Juveniles**
- D. Juvenile Procedures**
 - 1. Detention of Juveniles**
 - 2. Child Protection**
 - 3. Scenarios for Child Protection**
 - 4. Other Considerations in Child Protection**
- E. Search and Seizure Procedures**
- F. Use of Force**
- G. Hostage/Barricaded Person Procedures**
- H. Vehicle and Foot Pursuit Procedures**
 - 1. General Considerations**
 - 2. Primary Pursuit Officer**
 - 3. Secondary Pursuit Officer**
 - 4. Supervisory Officer**
 - 5. Terminating a Pursuit**
 - 6. Forcible Stops**
 - 7. Foot Pursuits**
 - 8. Stationary Roadblocks**
 - 9. Rolling Roadblocks**
- I. In-Car Video and Recording Procedures**
 - 1. General Use**
 - 2. Security and Control**
 - 3. Storage and Retention**
 - 4. Working Copies**
 - 5. Review**
 - 6. Inspection, Maintenance and Repair**
 - 7. Complaints**
 - 8. Use for Training**
 - 9. Freedom of Information Request**
- J. Radar Operations**
 - 1. General**
 - 2. Radar Operating Procedures**

II. Other Operating Procedures

- A. Traffic Direction Procedures**
 - 1. General**
 - 2. Standing**
 - 3. Working in Pairs and Teams**
 - 4. Handling Emergency Vehicles**
 - 5. Signaling Equipment**
 - 6. Wearing of Reflective STP Vest**
 - 7. Summary of Traffic Direction Procedures**
- B. Special Events**
 - 1. Escorts**
 - 2. Relays**
 - 3. Parades**
- C. Court Procedures**
 - 1. Appearance**
 - 2. Attendance**
 - 3. Attendance Outside Assigned District**
 - 4. Attendance as a Witness in Another State**
 - 5. Subpoena**
 - 6. Prosecution of Case in Lower Court**
 - 7. Tried in Absence Cases**
- D. Administrative Hearings**
- E. Reporting Road Defects and Maintaining Traffic Signals**
 - 1. Reporting Road Defects, Signs and Dead Animals**
 - 2. Maintenance of Traffic Signals**
- F. Abandoned Vehicles**
- G. Highway Assistance**
- H. Towing of Vehicles**
- I. Crossing Medians or Controlled Access and Divided Highways**
- J. Media Contacts**
- K. Shift Work**
- L. Shift Briefing**
- M. Solicitation/Acceptance**
- N. Missing Persons/Amber Alert System**
- O. Mentally Ill Subjects**

III. Operational Reports

- A. Miscellaneous Reports**
- B. Collision Reports (TR-310)**
- C. Activity Reports**
- D. Warning Tickets**
- E. Uniform Summons Tickets**
 - 1. Uniform Summons Tickets (56-7-10)**

- 2. Issuing Summons Tickets
 - 3. Errors on Summons or Warrant
 - 4. Returning and Altering Summons
 - 5. Voiding Summons Ticket
 - 6. Outstanding Summons
 - 7. S.C. Uniform Traffic Citation Transmittal Form
 - 8. Non-Resident Violators Compact (NRVC)
 - 9. Traffic Summons Maintenance
- F. Division Forms

INVESTIGATIONS SECTION

I. Collision Investigative Procedures

- A. General Considerations
- B. Private Property Collisions
- C. Collisions Involving Hazardous Material
- D. Criteria for MAIT Team Involvement in Investigation
- E. State Transport Police Notification Criteria
- F. Photographs
- G. Enforcement Action
- H. Property
- I. Fatalities
- J. Notification of Public Works and Utilities
- K. Military Personnel Notification
- L. Victim Notification
- M. STP Vehicle Collisions

II. Evidence Procedures

- A. STP Officers Responsibilities
- B. Blood and Urine Evidence
- C. Weapons
- D. Alcohol
- E. Controlled Substances

EQUIPMENT SECTION

I. Uniforms

- A. Uniform Classes
 - 1. Class A Summer
 - 2. Class A Winter
 - 3. Class B Summer BDU
 - 4. Class B Winter BDU
 - 5. Sunglasses

- B. Seasonal/Special Uniform Policy**
 - C. Stock Uniform Program**
- II. Authorized Weapons**
 - A. Firearms**
 - 1. Shotgun**
 - 2. Glock 37 Sidearm**
 - 3. Smith and Wesson M642 Revolver**
- III. Patrol Vehicles**
 - A. Assigned STP Vehicle**
 - 1. Vehicle Use**
 - 2. Vehicle Care**
 - 3. Vehicle Assignment**
 - 4. Vehicle Push Bar Use**
 - 5. Spare Vehicle Use**
 - B. Line Inspections**
- IV. Radio Equipment Use and Care**
 - A. Radio Use**
 - B. Care of Radio Equipment**
 - C. Radio Equipment and Blasting Operation**
 - D. Transmitter Identification Plate**
 - E. Communications Monitoring System**
 - F. Reviewing Radio Tapes**
- V. Reporting Defective/Lost Equipment**

DRILL and CEREMONY SECTION

- I. Attending Funerals**
 - A. Field Operations Commanders Responsibilities**
 - B. Formation**
 - C. Outside Passing Casket/Officer**
 - D. Outside Passing Casket/Other Person**
 - E. Entering or Exiting a Building**
 - F. Indoors Saluting/Passing the Casket**
 - G. During Taps and Ceremonial Firing Outside**
 - H. Outside Prayer**

- I. Funeral Bands**
 - J. Honor Guard**
- II. Respect to the “Colors”, National Anthem, or Alma Mater**
 - A. Colors**
 - B. Alma Mater**
 - C. Pledge of Allegiance**
 - D. Performance of Duties**
- III. Saluting and Description of Orders**
 - A. Salute Properly**
 - 1. Reasons**
 - 2. How to Execute Hand Salute**
 - B. Description of Orders**
 - 1. Attention**
 - 2. Dress Right**
 - 3. Close Interval Dress Right Dress**
 - 4. Ready Front**
 - 5. Present Arms**
 - 6. Order Arms**
 - 7. Parade Rest**
 - 8. At Ease**

INDEX

APPENDIX

State Transport Police Operational Guide

ADMINISTRATIVE SECTION

I. Foreword

The South Carolina State Transport Police is dedicated to effective law enforcement, improving safety on our highways, enhancing and supporting a good public relations program, and serving the public of South Carolina. From its origin by legislation in 1993, the South Carolina State Transport Police has upheld the high standards of conduct and service necessary to merit respect from the public it serves.

The future holds challenges for each member of the State Transport Police. Effective enforcement of traffic laws depends, to a large extent, on the training and intelligence of the individual STP officer. An exceedingly high degree of uniformity of thought must prevail if our laws are to be enforced fairly, impartially, and in accordance with the intent of the legislation. In an effort to achieve these objectives, the State Transport Police, a division of the Department of Public Safety, has prepared the Manual of Operations to supplement the Department of Public Safety Policy Directives.

Proper use of this Manual will ensure that each member of STP will grow in the ability and efficiency to render the best possible service to the state and its motorists.

A. Violation of This Manual

Violations of this Manual, administrative code, and all policies, rules, regulations, directives, and procedures of the Department, if proven, can be used solely as the basis for disciplinary action set forth in [DPS Policy 400.08](#) against a member by the South Carolina Department of Public Safety.

Our Operations Manual and written personnel rules, regulations, and policies of the Department contain various provisions relating to your employment. The Operations Manual and personnel rules, regulations, and policies are **NOT** a contract of employment. The provisions of the Operations Manual and of our personnel rules, regulations, and policies are subject to change at any time by the Department. It should be noted that if for some reason the Operations Manual conflicts with DPS Policy Directives, DPS Policy Directives will supersede the Operations Manual.

B. State Transport Police History

The State Transport Police (STP) was created in 1993 as a result of South Carolina state government restructuring. This division of the Department of Public Safety was formed by merging the members of the Highway Patrol's Size and Weight Division and the Public Service Commission's Safety Enforcement Division.

The combination of these two law enforcement divisions has truly made the State Transport police unique. STP has become a highly respected law enforcement agency in South Carolina and has become a model for other states in their commercial vehicle enforcement.

The primary functions of STP are size and weight regulation and driver/vehicle safety inspections and enforcement. Overweight and unsafe trucks and buses destroy the state's roads and put innocent lives in jeopardy.

1. South Carolina State Transport Police Breast Badge

The State Transport Police badge has a multi-colored state seal and the state motto "ANIMIS OPIBUSQUE PARATI", which means "Prepared in Mind and Resources".

2. The State Seal

The following facts concerning the Seal were taken from the official bulletin of the State Historical Commission of "The Seal of the State of South Carolina".

On March 26, 1776, the Provincial Congress of South Carolina set up an independent government, electing John Rutledge as President. On April 2, 1776, the President and Privy Council were authorized by Resolution of the General Assembly "to design and cause to be made a Great Seal of South Carolina".

After the Declaration of Independence, a design for the arms of an official great seal, prepared by William Henry Drayton, a member of the Privy Council, was accepted, together with the design for the reverse, said to have been designed by Arthur Middleton. Both designs were turned over to an engraver in Charles Town and engraved as a great seal, which was used by President Rutledge for the first time on May 22, 1777.

The seal was made in the form of a circle, four inches in diameter, and four-tenths of an inch thick. Both the arms and reverse symbolize the battle fought on June 28, 1776, between the unnamed and unfinished fort at Sullivan's Island (now Fort Moultrie) and the British fleet. A description of the Seal follows:

Arms: A Palmetto tree growing on the seashore erect (Symbolic of the Fort on Sullivan's Island, built of Palmetto logs); at its base, a torn up oak tree, its branches lopped off, prostrate, typifying the British Fleet, constructed of oak timbers and defeated by the Fort; BOTH PROPER. Just below the branches of the Palmetto, two shields, pendant; one of them on the dexter side is inscribed MARCH 26, the date of ratification of the Constitution of South Carolina--the other on the sinister side of JULY 4, the date of the Declaration of Independence: Twelve spears PROPER, are bound crosswise to the stem of the Palmetto, their points raised, representing the 12 states first acceding to the union; the band uniting them together bearing the inscription QUIS SEPARABIT (who shall separate). Under the prostrate oak is inscribed MELIOREM LAPSA LOCAVIT (having fallen it has set up a better); below which appears in large figures, 1776 (the year the Constitution of South Carolina was passed, the year of the battle of Sullivan's Island and of the Declaration of Independence, and the year in which the Seal was ordered made). At the summit of the Exerque are the words SOUTH CAROLINA; at the bottom of the same appears ANIMIS OPIBUSQUE PARATI (prepared in mind and resources).

Reverse: A woman walking on the seashore, over swords and daggers (typifying hope overcoming dangers which the sun, about to rise, was preparing to disclose); she holds in her dexter hand, a laurel branch (symbolic of the honors gained at Sullivan's Island) and in her sinister hand, the folds of her robe. She looks toward the sun just rising above the sea indicating that the battle was fought on a fine day and also bespeaking a good fortune. On the upper part is the azure sky. At the summit of the Exerque are the words DUM SPIRO SPERO (While I breathe, I hope.) and within the field below the figure is inscribed the word SPES (hope).

II. Conduct

The State Transport Police is a highly specialized segment of the South Carolina Department of Public Safety that requires professional training, dignity, and conduct. All employees must conduct themselves in a manner that will bring their profession the highest standards of conduct and performance. Therefore all employees of the State Transport Police must comply with the following:

A. Core Values

Integrity: Integrity is a fundamental value. It is characterized by honesty, fairness and ethical behavior.

Excellence: Excellence is the result of employees consistently doing their jobs professionally, with a customer focus and constantly striving for improvement.

Accountability: As an organization and employees we are good stewards of the authority, responsibilities and resources entrusted to us.

Employees: Employees are our most valuable asset, recognized for functioning as individual ambassadors of the department and collectively as a team in our commitment to protect and save lives.

Leadership: We expect our employees to be leaders. We further expect them to be respectful of others, responsible for their actions and take the initiative to perform at a consistently high level.

B. Department Code of Ethics

WHEREAS, the Department of Public Safety is a law enforcement agency:
and,

WHEREAS, the citizens of South Carolina have the right to expect ethical conduct from those whose duty it is to enforce the laws of the state and country; and,

WHEREAS, this duty falls upon all the employees of the Department of Public Safety;

THEREFORE the employees subscribe to the following Code of Ethics.

As a public employee, I believe public service is an honorable profession dedicated to bettering the lives of those I serve and requiring at all times that the public interest be placed above any personal concern.

As a public employee I believe that I should demonstrate the highest standards of personal integrity, truthfulness, honesty, courtesy and fortitude in all my public activities in order to inspire public confidence and trust in public institutions. I will confront and challenge any unethical behavior by my fellow employees and report such behavior to the appropriate supervisor.

The public's opinion about the courtesy, honesty, truthfulness, and personal integrity of public officials and public employees is the premier value sought by citizens. Any individual or collective compromise with respect to these character traits can damage the ability of an agency to perform its tasks or accomplish its mission. .

Therefore, I will never act officiously or permit personal feelings, prejudices, animosities or friendships to influence my decisions nor will I tolerate such behavior by my fellow employees. I will enforce the law courteously and appropriately without fear, favor, malice or ill will.

As a public employee I recognize that all the employees of this agency must join with the men and women who carry a badge in the mission of this department – to protect and save lives.

As a public employee, I will oppose any discrimination because of race, color, religion, sex, national origin, political affiliation, physical handicaps, age, or marital status, in all aspects of personnel policy. I pledge to serve the public with respect, concern, courtesy, and responsiveness, recognizing that service to the public is beyond service to oneself.

C. Law Enforcement Code of Ethics

Law enforcement is a profession that requires ethical conduct in how it carries out its responsibilities. In 1957 the International Association of Chiefs of Police developed a code of ethics for all law enforcement officers. These code of ethics was revised and adopted in 1991 and is used internationally by law enforcement organization. Personnel of the State Transport Police are to adhere to this code of ethics.

Primary Responsibilities of a Police Officer

A police officer acts as an official representative of government who is required and trusted to work within the law. The officer's powers and duties are conferred by statute. The fundamental duties of a police officer include serving the community; safeguarding lives and property; protecting the innocent; keeping the peace; and ensuring the rights of all to liberty, equality and justice.

Performance of the Duties of a Police Officer

A police officer shall perform all duties impartially, without favor or affection or ill will and without regard to status, sex, race, religion, political belief or aspiration. All citizens will be treated equally with courtesy, consideration and dignity.

Officers will never allow personal feelings, animosities or friendships to influence official conduct. Laws will be enforced appropriately and courteously and, in carrying out their responsibilities, officers will strive to obtain maximum cooperation from the public. They will conduct themselves in appearance and demeanor in such a manner as to inspire confidence and respect for the position of public trust they hold.

Discretion

A police officer will use responsibly the discretion vested in the position and exercise it within the law. The principle of reasonableness will guide the officer's determinations and the officer will consider surrounding circumstances in determining whether any legal action shall be taken.

Consistent and wise use of discretion, based on professional policing competence, will do much to preserve solid relationships and retain the confidence of the public. There can be difficulty in choosing between conflicting courses of action. It is important to remember that a timely word of advice rather than arrest which may be correct in appropriate circumstances-can be a more effective means of achieving a desired end.

Use of Force

A police officer will never employ unnecessary force or violence and will use only such force in the discharge of duty as is reasonable in all circumstances.

Force should be used only with the greatest restraint and only after discussion, negotiation and persuasion have been found to be inappropriate or ineffective. While the use of force is occasionally unavoidable, every

police officer will refrain from applying the unnecessary infliction of pain or suffering and will never engage in cruel, degrading or inhuman treatment of any person.

Confidentiality

Whatever a police officer sees, hears or learns of, which is of a confidential nature, will be kept secret unless the performance of duty or legal provision requires otherwise.

Members of the public have a right to security and privacy, and information obtained about them must not be improperly divulged.

Integrity

A police officer will not engage in acts of corruption or bribery, nor will an officer condone such acts by other police officers.

His public demands that the integrity of police officers be above reproach. Police officers must, therefore, avoid any conduct that might compromise integrity and thus undercut the public confidence in a law enforcement agency. Officers will refuse to accept any gifts, presents, subscriptions, favors, gratuities or promises that could be interpreted as seeking to cause the officer to refrain from performing official responsibilities honestly and within the law. Police officers must not receive private or special advantage from their official status. Respect from the public cannot be bought; it can only be earned and cultivated.

Cooperation with Other Officers and Agencies

Police officers will cooperate with all legally authorized agencies and their representatives in the pursuit of justice.

An officer or agency may be one among many organizations that may provide law enforcement services to a jurisdiction. It is imperative that a police officer assist colleagues fully and completely with respect and consideration at all times.

Personal/Professional Capabilities

Police officers will be responsible for their own standard of professional performance and will take every reasonable opportunity to enhance and improve their level of knowledge and competence.

Through study and experience, a police officer can acquire the high level of knowledge and competence that is essential for the efficient and effective

performance of duty. The acquisition of knowledge is a never-ending process of personal and professional development that should be pursued constantly.

Private Life

Police officers will behave in a manner that does not bring discredit to their agencies or themselves.

A police officer's character and conduct while off duty must always be exemplary, thus maintaining a position of respect in the community in which he or she lives and serves. The officer's personal behavior must be beyond reproach.

As a Law Enforcement Officer, my fundamental duty is to serve mankind; to safeguard lives and property; to protect the innocent against deception, the weak against oppression or intimidation, and the peaceful against violence or disorder; and to respect the Constitutional rights of all men to liberty, equality, and justice.

I will keep my private life unsullied as an example to all; maintain courageous calm in the face of danger, scorn, or ridicule; develop self-restraint; and be constantly mindful of the welfare of others. Honest in thought and deed in both my personal and official life, I will be exemplary in obeying the laws of the land and the regulations of my department. Whatever I see or hear of a confidential nature or that is confided to me in my official capacity, will be kept ever secret unless revelation is necessary in the performance of my duties.

I will never act officiously or permit personal feelings, prejudices, animosities, or friendships to influence my decisions. With no compromise for crime and with relentless prosecution of criminals, I will enforce the law courteously and appropriately without fear or favor, malice or ill will, never employ unnecessary force or violence and never accepting gratuities.

I recognize the badge of my office as a symbol of public faith, and I accept it as a public trust to be held so long as I am true to the ethics of the police service. I will constantly strive to achieve these objectives and ideals, dedicating myself before God to my chosen profession...law enforcement.

I will confront and challenge any unethical behavior by my fellow employees and report such behavior to the appropriate supervisor. I will never act officiously or permit personal feelings, prejudices, animosities or friendships to influence my decisions nor will I tolerate such behavior by my fellow employees.

D. Oath of Office

1. All STP Officers, before performing any official duties, must take an oath of office to preserve, protect and defend the Constitution of this State and the United States in accordance with SC Code of Law §8-3-10.

“First, I do solemnly swear that I am duly qualified, according to the Constitution of this State, to exercise the duties of the office to which I have been appointed, and that I will, to the best of my abilities, discharge the duties thereof, and preserve and protect and defend the Constitution of this State and of the United States.”

“I swear that I am under no promise, in honor or law, to share the profits of the office to which I have been elected or appointed, and that I will not directly or indirectly, sell or dispose of said office or the profits thereof, but will resign, or continue to discharge the duties thereof during the point fixed by law, if I so long live.”

“So help me God.”

2. A member of the command staff with the rank of Lieutenant or above will give the oath of office.

E. Goals

1. All STP Officers are employees of the South Carolina Department of Public Safety and should be in complete harmony with the policies and aims of the whole Department.
2. STP Officers should be aware of the relationship required of all divisions to plan, construct, maintain, and ensure orderly use of our highways, the safety of our citizens and should realize that all employees of the Department are working toward the same goals in different capacities.

F. Code of Conduct

1. STP Officers are public officials and should conduct themselves in a manner becoming of their position of authority and trust.
2. STP Officers must be fair and impartial in the execution of their responsibilities.
3. While carrying out their duties, STP Officers must be firm and positive in their contact with the public, but they are to be courteous and polite to offenders and non-offenders alike.

4. STP Officers shall exercise patience and discretion in performing their duties while dealing with the public in all situations.
5. STP Officers will not use coarse, violent, profane, obscene, or disrespectful language or gestures and shall not express to the public any prejudice in any form.

G. Conformance to Laws

1. STP personnel shall not knowingly or willfully violate any laws of the United States, the State of South Carolina, or any other state.
2. If the facts revealed by an investigation indicate that there is substantial evidence that a member has committed acts which constitute a violation of criminal law, other than minor traffic infractions, then the member may be deemed to have violated this section, **even if the member is not prosecuted or is found not guilty in court, and shall be subject to the appropriate disciplinary action.**

H. Personal Gain

STP Officers will not permit their position as state law enforcement officers to be used for personal gain, selfish propaganda, or partisan politics. STP Officers will not exploit their work, uniform, or themselves by personally inspired press notices or by any other means.

I. Favoritism

In order to prevent the possible appearance or accusation of favoritism, STP Officers will not, in any manner, influence or attempt to influence any person in the selection of professional services. This will include, but is not limited to the selection of wreckers, repair shops, ambulances, hospitals, physicians, attorneys, investigators, and claims adjusters.

J. Criticizing Fellow Employees

1. All STP Officers will avoid discussing enforcement problems with persons outside the State Transport Police. Employees of the Department of Public Safety will conduct themselves in accordance with applicable laws, regulations, department policies and generally acceptable work behaviors.
2. STP Officers will not criticize fellow employees, superiors, or Department policies under any circumstances. If complaints or criticisms are justifiable and warranted, they will take the matter up through the proper channels or with the appropriate official in the Department.

K. Professionalism

1. All STP Officers should always keep in mind that the Department and their profession demands and expects good conduct and clean moral habits.
2. STP Officers should strive to improve their efficiency through alertness and continued study, by carrying out orders of their superiors, and by upholding the Department they represent.
3. They should dignify their profession by encouraging qualified persons to apply for positions with the State Transport Police.

L. Devotion to Duty

STP Officers, while on duty, should devote all their time, talent and abilities to assuring safer travel on the highways and to making South Carolina a better place to live.

M. Compliance to Rules and Regulations

1. STP Officers shall not commit any act or fail to perform any act that would constitute a violation of any of the rules, regulations, directives, orders, or policies of the State Transport Police or Department, whether or not they are stated in this Manual.
2. Ignorance of State Transport Police rules, regulations, directives, orders, or policies shall not justify any such violation.
3. STP Officers shall be responsible for their own acts and shall not unjustly attempt to shift to others the responsibility for executing or failing to execute a lawful order or a STP duty.
4. Violation of the forgoing Code of Conduct and Ethics will subject the violating STP Officer to disciplinary proceedings under the guidelines of disciplinary action.

N. Behavior

1. Disciplinary Action
 - a. It is the duty of every STP Officer to conduct himself in a manner that is above reproach and to ensure that every State Transport Police member under his/her supervision do likewise.

- b. Appropriate disciplinary action set forth in [DPS Policy 400.09](#) will be taken in regard to illegal or immoral acts and failure to abide by rules and regulations of the Department.

2. Insubordination

- a. STP personnel shall obey any lawful order of a superior officer or supervisor. This will include orders given verbally by telephone, radio, or in writing from a superior officer or supervisor, or relayed by an employee of lesser rank.
- b. Any obscene gesture, disrespectful, rebellious, insolent or abusive language or conduct directed toward a superior officer or the authority of the position shall be considered insubordination.

3. Improper Conduct

- a. STP personnel shall conduct themselves at all times, both on and off duty, in such a manner as to reflect most favorable upon the State Transport Police and in keeping with the high standards of professional law enforcement.
- b. Improper conduct shall include any conduct which tends to bring the State Transport Police in disrepute, or which tends to impair the operation and efficiency of the State Transport Police or of a member, which violates STP rules and regulations.
- c. If a member of the State Transport Police is arrested or served with an arrest warrant for a misdemeanor, including a traffic offense, felony or is involved with an incident that requires a police investigation, the supervisor shall be notified immediately.

4. Neglect of Duty

STP personnel shall not be inattentive to nor neglect their duty and shall not engage in any activity that would impair their ability to perform their duty.

5. Obstruction of Investigation

STP personnel shall not intentionally delay or obstruct the proper investigation of a criminal or administrative nature.

6. Truthfulness

STP personnel shall be truthful and complete in all written and oral communications, reports, and testimony. They will not knowingly report any inaccurate, false, improper, or misleading information.

7. Confidentiality of Information

- a. STP personnel shall treat the official business of the State Transport Police as confidential.
- b. Information regarding official business shall be disseminated only to those persons for whom it is intended and only in accordance with established STP procedures.
- c. Employees may remove and/or copy official records or reports from State Transport Police files or from State Transport Police installations only in accordance with established state personnel, Department and STP procedures.
- d. STP members shall not divulge the identity of persons giving confidential information except when properly authorized for the performance of STP duties.

O. Use of Substances

1. Use of Alcohol and Drugs

In addition to [DPS Policy 200.04](#), each employee will conform to the following:

- a. Alcohol
 1. STP personnel shall not drink any alcoholic beverage while in uniform or on duty.
 2. STP personnel shall not report to duty or be on duty with the smell of an alcoholic beverage about their person or breathe.
 3. STP personnel shall not report to duty under the influence of alcoholic beverages or any other intoxicants.
 4. STP personnel shall not bring into or store alcoholic beverages or intoxicants in any STP facility or vehicle, except alcoholic beverages which are being held as evidence, and then only in conformance with STP procedures. ([Policy 300.15](#))

b. Drugs

1. STP personnel shall not report to duty under the influence of narcotics (controlled or illegal substances) or any other intoxicants.
2. STP personnel shall not use or possess habit forming drugs, narcotics, or controlled substances unless prescribed by a physician or in compliance with STP procedures in handling evidence.

c. Off-duty Use of Alcohol

While off duty, STP personnel shall refrain from:

1. Consuming intoxicating liquors or beverages to the extent that such consumption results in intoxication or impairment of their faculties while in a public facility.
2. Obnoxious or offensive behavior that would tend to discredit the member of the State Transport Police.
3. Render the member unfit to report for his/her next regular tour of duty.
4. STP personnel shall, at no time have in their possession, any firearms after having consumed intoxicating beverages or other intoxicants.
5. STP personnel are prohibited from operating any DPS owned or leased vehicle after consuming an alcoholic beverage or other intoxicants.

2. Use of Tobacco and Chewing Gum

a. Tobacco

In addition to [DPS Policy 200.03](#), each employee will conform to the following:

STP personnel shall not smoke or use tobacco products while engaged with the public on STP business.

b. Chewing Gum

Chewing gum is not permitted while engaged with the public on STP business.

III. Employment, Assignments

A. Employment

1. Qualifications for State Transport Police Applicants

- a. Must be a citizen of the United States.
- b. Possess either a state high school diploma or a South Carolina State High School Certificate.
- c. Must be able to perform all of the essential functions of the job.
- d. Have 20/20 vision without glasses or no more than 20/100 in either eye, corrected to 20/20. Must be able to distinguish colors.
- e. Can operate a motor vehicle proficiently and possess a valid South Carolina driver's license with no record during the previous five (5) years for suspension of driver's license as a result of driving under the influence of alcoholic beverages or dangerous drugs, or leaving the scene of an accident.
- f. Does not have a police record and their record as a vehicle operator is satisfactory.
- g. Must be at least twenty-one (21) years of age. (You must be 21 to lawfully carry a pistol).
- h. Character and reputation will be established by investigation.
- i. Candidates will be required to successfully complete the course of instruction.
- j. Appointees will be assigned to stations as determined by the need for law enforcement.
- k. Appointees may not necessarily be assigned to their home counties.
- l. Full-length photograph must accompany application.
- m. Each applicant must sign and comply with the following declaration:

It is the policy of the South Carolina State Transport Police to recruit, hire, train, and promote employees without discrimination because of their race, religion, color, national origin, handicap, sex, or age; except where age, sex, or handicap are bonafide occupational qualifications. Furthermore, it is the policy to take affirmative action to remove any disparate effects of past discrimination. This policy applies to all levels

and phases of personnel administration such as recruitment advertising, testing, hiring, and training.

In making application for employment as a member of the South Carolina State Transport Police, I do so with the full understanding that, if appointed, I will accept assignment anywhere within the state as determined by the Commander of the South Carolina State Transport Police. I also understand that I shall be subject to transfer from one station to another as may be determined by the Commander.

Further, I do solemnly affirm and declare that should I be appointed to the State Transport Police, I will do my best to do my duty at all times and to uphold and defend the Constitution of the United States of America and of the State of South Carolina. I pledge to maintain the tradition, dignity, and respect of the State Transport Police; to keep myself clean, physically fit, and to carry out all commands and instructions by my superiors.

My application is made with the full understanding that should I violate any of the above, I shall be subject to appropriate disciplinary action by the State Transport Police.

2. Probation and Permanent Appointments

- a. Where applicants meet the qualifications, accept appointments, and report for training, they will receive an appointment in a trainee status pending satisfactory completion of the course of training.
- b. Trainees will remain in probationary status for a period of one year from the date of hire.
- c. During this time, employees will enjoy rights and privileges of an employee on probation.
- d. Upon completion of the probationary period and the earning of a satisfactory service rating, appointment to the status of a permanent employee shall become effective when approved by the Director.

3. Assignment of Personnel

- a. The State Transport Police commander makes assignments to a duty post/region based on law enforcement needs for a particular district within the state.
- b. All requests for change in duty district assignments are made through the district commander. The request is then

submitted to the State Transport Police commander for approval.

- c. When a STP officer is assigned from one district to another, a complete audit of the officer's equipment, summons tickets, personnel records, and video tapes are to be completed by the district commander. The District Commander is to ensure that lists of all items remaining with the officer are forwarded to the new district commander.
- d. State Transport Police Headquarters is to be informed of any residence changes.
- e. STP Officers who change district/unit assignments are to establish residence within district/unit boundaries within six (6) months.
- f. No law enforcement personnel may reside outside of the State of South Carolina. No STP officer can continue to be employed by the State of South Carolina who is not a resident of the State of South Carolina.
- i. When law enforcement personnel change residence, or the U. S. Postal Service changes the mailing address, the following forms are to be completed and turned into the area district headquarters:
 - 1. Comptroller General Employee Withholding **Form (P4)**
 - 2. Election and Retirement System Enrollment **Form (2A)**
 - 3. Personnel Information Sheet

4. Re-employment of State Transport Police Personnel

The Department of Public Safety does not discourage employees who can better themselves through changes in employment. However, due to the constant backlog of qualified applicants and difficult process of re-employment, an employee should give careful thought to his employment benefits before resigning due to other job offers.

5. Quit Without Notice

Any absence of three consecutive days, during which the employee's supervisor is not notified, shall be grounds for termination of services under the classification of "Quit Without Notice". In cases

where employees have quit without notice, the District Commander shall submit personnel request forms so stating the fact.

6. Separation by Death

When an employment of STP personnel is terminated by death, State Transport Police procedures are to be followed.

B. State Transport Police Units

1. Field Districts

Field Districts are responsible for providing enforcement of: state size & weight laws, federal motor carrier: safety, hazardous material, and passenger vehicle regulations, traffic enforcement and other required services statewide. There are seven districts that cover specific areas of the state.

C. General Requirements

1. Training

Besides having to complete State Transport Police basic training, officers must maintain their law enforcement certification as well as be proficient in the use of equipment required for their duties. Each officer is to attend annual in-service training sessions through the Patrol Training Staff.

Supervisors are to continually evaluate officers under their command for any needed training and report this to the Patrol Training Staff. STP Officers with probation status are to successfully complete the State Transport Police Field Training Program before given a permanent status.

2. Telephone Requirements/Request

Each officer is required to have a cell or land line phone and the current number is to be provided to his/her supervisor and the area communications center.

The following actions are to be taken when telephone request are made:

- a. The department employee receiving the request is to give the information directly to the STP Officer on duty.
- b. When the STP Officer is off duty, the request is to be referred to the District duty supervisor who will be responsible for giving the information to the officer.
- c. It is the responsibility for each STP Officer to return telephone calls promptly and reasonably.

3. Cell Phone Assignment and Usage Procedure

The State Transport Police is constantly reviewing ways to improve communication between all areas in our division. To this end each officer will be assigned a Cell Phone. This will provide direct communication between officers, supervisors, headquarters, and some administrative areas. With this benefit comes additional individual responsibility. All personnel with an issued phone will follow the following procedures.

- **Each officer is required to have the phone in their possession and turned on all times.**
- During Monday-Friday 6am to 9pm each day, Cell Phone usage is restricted to the cell phone provider mobile-to-mobile system (**this includes incoming and outgoing calls**). After 9pm Monday-Friday and all day Saturday and Sunday the phone may be used for personal calls.
- Officers may receive text messages from either web sites or email.
Phone to phone text messaging is prohibited.

Improper usage or violation of the procedures listed will cause the following actions to happen:

- Loss of the cell phone
- Payment of any charges due to improper usage
- Disciplinary action

4. Grooming

All STP personnel are to be familiar with [DPS Policy Directive 200.10](#) concerning dress for work requirements. In addition, all law enforcement personnel are to conform to the following:

A. Male Officers

1. The top of the head will be neatly groomed. Hair will present a tapered appearance, not to fall over the ears or eyebrows and is not to touch the collar except for closely cut hair on the neck. Block cuts on the back are not allowed.
2. Hair will not be styled as to present a bulky or brushy appearance with or without headgear and is not to interfere with the wearing of the issued headgear.
3. Sideburns are to be neatly trimmed and will have a clean horizontal line not extending below the lowest portion of the ear opening at the base of the earlobe.
4. Beards, goatees, and moustaches are not permitted.
5. Wigs and hairpieces are permitted only if they conform to previously mentioned criteria.
6. Jewelry is permitted only when it does not distract from the appearance of the uniform. Chains are not to be visible.
7. Tattoos, body art or brands are not to be visible while in uniform on or off duty. (STP Officers having such items before June 16, 2004 are exempt.)

B. Female Officers

1. Hair will be neatly groomed and will not hang over the collar. Hair in the front will be groomed so that it does not fall below the band of headgear. Hair may be worn slightly over the ears as

long as it does not interfere with the headgear. Ponytails and plaited hair is not permitted.

2. Buns and French braids are permitted on the top of the head in an attractive manner provided that they do not interfere with issued headgear and do not hang over the uniform collar.
3. Wigs and hairpieces are permitted provided that they meet previously stated criteria.
4. Jewelry is permitted only when it does not distract from the appearance of the uniform. Chains are not to be visible. Only small stud type earrings designed not to be grasped are permitted.
5. Tattoos, body art or brands are not to be visible while in uniform on or off duty. (STP Officers who have such items before June 16, 2004 are exempt.)

OPERATIONS SECTION

I. Enforcement

A. Traffic Enforcement/Patrolling Techniques

In an effort to reduce collisions, injuries and fatalities, every method, practice and technique must be utilized. In order to accomplish this goal, all problem areas within the local supervisor's respective area must be identified. Once the components have been identified, the district supervisor will adjust the work schedule to develop the appropriate course of action.

The problem areas can be saturated with officers patrolling in marked, semi-marked and unmarked vehicles. Officers will be thoroughly briefed on the problem areas. In the event that a particular highway has a large volume of violations or an unusually high collision rate, then line patrol can be utilized. These officers on line patrol should be assigned several miles of a particular highway with an overlap between each assignment. This will allow for a more effective enforcement effort.

Under certain circumstances such as a high collision area, a dangerous intersection or a congested stretch of highway, it may be necessary to assign officers to key stationary observation positions to monitor the traffic flow for traffic law violations. In cases such as racing and drug enforcement, then an officer may conceal their vehicle from public view.

STP Officers are to be familiar with procedures set forth in [DPS Policy Directive 300.14](#), [DPS Policy Directive 300.21](#), DPS Directive 3/23/06 and SC Code of Law 56-5-760 when dealing with traffic enforcement which covers the following:

1. Stopping the Violator
2. Stopping Commercial Vehicles
3. High Risk Stops
4. Approaching the Violator
5. Citing the Violator

In addition to DPS Policy Directive 300.14, DPS Policy Directive 300.21 and SC Code of Law 56-5-760, officers are to follow the following procedures when confronted with:

6. Stopping Public Officials (any elected representative or appointed official)

Members of the legislature and other public officials are not immune from criminal action and that enforcement of any law should be equitable, impartial and provided in a manner that promotes a safe and secure environment for the motoring public. Officers who come in contact with any public official during the course of their duties are to report this to their immediate supervisor.

7. Stopping a Diplomat (Diplomatic Immunity)

Stopping a diplomatic or consular officer and issuing a traffic citation does not constitute arrest or detention and is permissible. Accordingly, a officer should never hesitate to follow normal procedures to intervene in a traffic violation which he or she has observed – even if immunity ultimately bars any further action at the scene, the Officer should always stop persons committing moving violations, issue a citation if appropriate, and report the incident to his/her immediate supervisor. Sobriety tests may be offered in accordance with procedures but may not be required or compelled. If the officer judges the individual to be intoxicated, the officer should not (even in the case of diplomatic agents) permit the individual to continue to drive. The Officer's primary concern should be safety of the community and of the intoxicated individual. Depending on the circumstances, the following options are available: The Officer may, with individual's permission, take the individual to the officer's district office or other location where he or she may recover sufficiently to drive. The Officer may summon, or allow the individual to summon, a friend or relative to drive; or the officer may call a taxi for the individual. If appropriate, the officer may choose to provide the individual with transportation.

In any event, the officer involved with the incident should fully document the facts of the incident and the identity of the individual, and a written report of the incident should be promptly forwarded to the Department of State (in serious cases, report by telephone is also urged). It is Department of State policy to suspend the operator's license of foreign mission personnel not considered to be responsible drivers, and this policy may only be effectively enforced if all driving-related infractions (DUI, reckless driving, etc) are fully reported to the Department of State.

The property of a person enjoying full immunity, including his or her vehicle, may not be searched or seized. Such vehicles may not be impounded or 'booted' but may be towed the distance necessary to remove them from obstructing traffic or endangering public safety. If the vehicle is suspected of being stolen or used in the commission of a crime, occupants of the vehicle may be required to present vehicle documentation to permit police verification of the vehicles status through standard access to "NLETS". Should the vehicle prove to have been stolen or to have been used by unauthorized persons in the commission of a crime, the protection to which the vehicle would normally be entitled must be considered temporarily suspended, and normal search of the vehicle and, if appropriate, its detention, are permissible.

- a. Offenses involving family members of a consular officer – Family members of a consular officer cannot claim immunity. However, consideration should be given to the special nature of this type of case. A violation should be handled, when possible, through the seeking of a complaint. The individual should be released once positive identification is made and relationship with the consular official is verified. If the relative is a juvenile, as in all juvenile cases, the subject should be released to the parent consular officer.
- b. Incidents involving diplomats, consular, etc. – In the event a Officer becomes involved with any actions with a diplomat, consular, members of their family or personal staff, he should immediately notify the District Commander or Lieutenant. Questions about the immunity status may be checked by the Captain or Lieutenant by calling:

**Office of the Assistant Legal Advisor for Consular Affairs
L/CA, Room 5527A
U.S. Department of State
Washington, D. C. 20520
(202) 647-1512.**

- c. **It is required that the Department notifies the government of any foreign national that has been arrested or detained.**

**STP Officers are to be familiar with procedures set forth in
DPS Policy 300.42.**

8. Use of Unmarked Vehicles

A. Purpose

The State Transport Police strives to utilize unmarked vehicles in those areas of traffic enforcement that necessitate covert techniques. Those vehicles therefore shall be concentrated in the following areas of traffic enforcement:

1. CMV Covert Activities
2. Narcotics Interdiction
3. D.U.I. Detection
4. Uninsured and D.U.S. Detection
5. Recovery of Stolen Vehicles
6. Selective Speed and Aggressive Driving Enforcement

B. Procedure

In situations where a violator displays uncertainty in stopping for an unmarked vehicle, the officer is to employ any of the following procedures to identify himself/herself as a officer. Note that these procedures are to be done with the officer as well as the public's safety in mind.

1. Wearing the STP ball cap or campaign hat
2. Activating the dome light in darkness
3. Use of siren and public address system
4. Call for a marked vehicle
5. Pull alongside of the violator

B. Arrest Procedures

STP Officers are to be familiar with procedures set forth in [DPS Policy Directive 300.11](#) concerning the following:

1. Arrest with a Warrant
2. Arrest without a Warrant
3. Serving Warrants
4. Miranda Warnings

In addition to the procedures set forth in DPS Policy Directive 300.11, officers are to do the following:

- a. Warrants originating from outside the State Transport Police must be approved for service through the District Commander or his designee.
- b. Warrants will be housed at the local Telecommunication Center. This will allow 24-hour access to all warrants.
- c. Warrants issued must be entered into NCIC within 72-hours. It is the officer's responsibility to ensure the warrant is provided to the local Telecommunication Center within 48-hours.
- d. Service of warrants within a district where the offense was committed, supervisors will serve warrants, or designates a officer to serve them.
- e. Warrants to be served outside the originating District will be documented at the originating Telecommunication Center. and forwarded to the District where the warrant is to be served.
- f. All warrants should be checked for accuracy and completeness and countersigned where proper, before service is attempted. When any person is arrested in any criminal matter pursuant to an arrest warrant, the person so arrested shall be furnished with a copy of such warrant and the affidavit upon which the warrant was issued.
- g. A complete record of all warrants assigned shall be maintained in the District office by the supervisor in charge. This shall include the name, address, and offense of the defendant along with the name of the magistrate or court official that issued the warrant. The name of the officer that signed the affidavit and the county where the warrant originated shall be included. A proper notation shall be made when the warrant has been served or otherwise properly disposed.

5. Alternatives to Arrest

STP Officers are to be familiar with procedures set forth in [DPS Policy Directive 300.21](#) concerning alternatives to arresting violators.

C. Prisoner Transport

STP Officers are to be familiar with procedures set forth in [DPS Policy Directive 300.07](#) concerning the following:

1. Restraining Prisoners
2. Seating During Transport
3. Prisoners of the Opposite Sex
4. Transport of Juveniles

D. Juvenile Procedures

STP Officers are to be familiar with procedures set forth in [DPS Policy Directive 300.19](#) concerning the following:

1. Detention of Juveniles
2. Child Protection

In addition to DPS Policy Directive 300.19, officers are given the following to assist in decision making:

3. Scenarios for Child Protection

a. Situation A: A minor child, under the age of seventeen, has become separated due to the arrest of a parent, parents, or guardian or the child has become lost accidentally and as a result, his/her welfare is threatened due to the loss of adult protection and supervision.

1. Arrange for separate transportation, if adult prisoner is involved.
2. Make inquiry with prisoner about the possibility of another responsible adult assuming temporary custody of the child.
3. Contact the person referred to in Step 2 and have him/her meet you at a prearranged location.
4. Verify by credible identification the person referred to in Step 2.
5. **Complete a SCDPS Incident Report and Child Custody Transfer Report. Attach reports and submit to your supervisor.**

b. Situation B: The same circumstances arise as described in Situation A, but no qualified adult can be contacted.

1. Contact the local Department of Social Services (DSS) representative and meet at the predetermined location in your area.
2. Complete SCDPS Incident Report and Child Custody transfer Report. Attach reports and submit to your supervisor.

c. Situation C: A minor child is taken into custody as a result of the parent, parents, or guardian having been involved in an accident and their injuries prevent them from giving consent for temporary custody.

1. Contact the local Department of Social Services (DSS) representative and meet at the predetermined location in you area.
2. Complete the SCDPS Incident Report and Child Custody Transfer Report. Attach reports and submit to your supervisor.

d. Situation D: The parent that was arrested makes arrangements through the bond hearing or other legal process to be released from jail prior to the expiration of the twenty-four hour period. A parent or guardian is located within the twenty-four hour period even with the person arrested remaining incarcerated.

1. Contact the agency that has temporary custody of the child and meet at a predetermined location in your area.
2. Complete a supplement Child Custody Transfer Report and attach to the original. Submit the reports to your supervisor.

4. Other Considerations in Child Protection

a. In any case where the child remains in the custody of DSS at the expiration of the twenty-four hour period, and where there is no alternative placement determined by the arresting officer, protective custody must be taken.

b. Arrangements must be made with the agency that has temporary custody (DSS) to meet with you and complete a supplement Child Custody Transfer Report. If there is any evidence of suspected abuse or neglect, you are to contact the enforcement agency that investigates these types of cases. A representative of this agency should meet with you and the DSS representative and you should provide for them any reports you have made that are related to this incident.

c. STP Officers, we should be concerned about the safety of children whose lives are endangered by parents or guardians as a result of traffic law violations, abuse, neglect and lost or separated victims.

d. In all cases where more than one transfer of the minor child or children occurs, a supplemental Child Custody Transfer Report is to be completed and attached to the original before the reports are submitted.

E. Search and Seizure

STP Officers are to be familiar with procedures set forth in [DPS Policy Directive 300.16](#) concerning search and seizure.

F. Use of Force

STP Officers are to be familiar with procedures set forth in [DPS Policy Directive 300.04](#) concerning the use of force.

G. Hostage/Barricaded Person

STP Officers are to be familiar with procedures set forth in [DPS Policy Directive 300.22](#) concerning a hostage or barricaded person.

H. Vehicle and Foot Pursuit

STP Officers are to be familiar with procedures set forth in [DPS Policy Directive 300.02](#) concerning the following:

1. General Considerations
2. Primary Pursuit Officer
3. Secondary Pursuit Officers
4. Supervisory Officer
5. Terminating a Pursuit
6. Forcible Stops
7. Foot Pursuits
8. Stationary Roadblocks (procedures are in [DPS Policy Directive 300.03](#))
9. Rolling Roadblocks (procedures are in [DPS Policy Directive 300.03](#))

I. In-Car Video and Recording

STP Officers are to be familiar with procedures set forth in [DPS Policy Directive 300.06](#) concerning the following:

1. General Use
2. Security and Control
3. Storage and Retention
4. Working Copies

5. Review
6. Inspection, Maintenance and Repair
7. Complaints
8. Used for Training
9. Freedom of Information Request

In addition to Policy Directive 300.06, the following procedures are set forth for random review of video tapes randomly selected that are used by officers:

1. Each Lieutenant is to view at least (2) hours a month from officers of their assigned districts.
2. Each Sergeant is to view at least (2) hours a week from officers of their assigned district.
3. Each review is to be documented on the "Video Tape Monitoring Form" and forwarded to STP Headquarters.

In addition to the random review, each critical incident involving a officer will immediately be reviewed by a higher ranking supervisor to ensure compliance with policy. Any derogatory incident that would place the State Transport Police in disrepute or any incident of noncompliance with policy and procedure will be immediately forwarded to STP Headquarters.

J. RADAR Operations

1. **General** – Only officers certified in the use of RADAR will be allowed to operate a RADAR unit. Re-certification shall be required in order to keep the certification valid. A failure to successfully complete the original RADAR course or the re-certification course shall be considered when the officer is rated on the Department of Public Safety Employee Performance Management System. The District Commander will determine if the RADAR certification shall be a requirement for each job description. A officer may possess a RADAR after he has received RADAR training, but the officer shall not write a summons to anyone utilizing the RADAR prior to passing a proficiency test and receiving certification. RADAR re-certification will be done every three years.
2. **RADAR Operating Procedures** – In order for RADAR operation to be most effective, certain rules and policies must be established. The following guidelines are to be adhered to by STP personnel in performing this enforcement technique:
 - a. RADAR units are expensive and delicate and care should be exercised in handling these units in order to protect them from unnecessary damage.
 - b. All operational procedures set forth by the South Carolina Law Enforcement Training Council in training programs to the South

Carolina Criminal Justice Academy shall be utilized to proper traffic RADAR operation in stationary or moving modes.

- c. All traffic RADAR's shall be tested with tuning forks before each tour of duty. The internal test shall be accomplished at the beginning of each tour of duty. All units are to be checked by a STP police car speedometer, which has been calibrated each day with every RADAR target in order to get a comparison between the RADAR reading and the speedometer reading. A drive-through test should be performed at some point during each 24 hour period. A record of such test and the speeding charges that are written by the officer will be documented on the RADAR Log Form. This form will be retained for ninety days unless the case is appealed then it must be kept until adjudicated.
- d. If a RADAR fails any of the tests sequences – internal, tuning forks or run through – that unit must be taken out of service and checked by an authorized technician.
- e. RADAR should not be used in rain, snow, heavy fog or dust storms.
- f. All readings must be clear and unquestionable before a charge is preferred against a motorist.
- g. All RADAR's must be operated in STP units situated parallel and within 10-15 feet of the main traveled portion of the roadway when in stationary mode. Clear readings are best obtained when the antenna is properly aimed on one roadway either to the front or rear. It is very important that in all cases that State Transport Police Officers utilize good judgment and common sense in selecting the proper place to park STP police cars while operating RADAR placing emphasis on officer safety.

II. Other Operating Procedures

A. Traffic Direction Procedures

1. **General** – It is important in directing traffic that all officers are consistent in using uniform traffic directing gestures (See Appendix pages 103 - 110). Gestures should be made in a fashion that the driver can see from a distance. You must also know how to direct drivers to stop, start, and turn by using gestures alone. During adverse road or weather conditions it may be necessary for officers to direct traffic for the safety of motorists. Officers should assess the situation and decide whether gesture or temporary signal devices would be most appropriate for traffic control.

2. **Standing** – Stand straight with your weight equally on each foot and in full uniform. Do not drink, eat, chew gum, smoke or use any tobacco products while engaged in any traffic movement.

3. **Working in Pairs and Teams**

- a. This may become necessary as a result of irregular intersections, weather conditions, or traffic volume.
- b. Designate one person as the officer in charge or team leader.
- c. If officers are at adjacent intersections but not within sight of each other, agree on a plan of action so neither will pass his/her trouble to the other.

4. **Handling Emergency Vehicles** – Keep in mind that emergency vehicles have priority, and give them the right-of-way.

5. **Signaling Equipment**

- a. Use the whistle whenever possible.
- b. Use the traffic wand at night.

6. **Wearing of STP Reflective Vest** – All uniform personnel must wear their issued reflective vest at all times while directing traffic.

7. **Summary of Traffic Direction Procedures**

- a. Use uniform signals and gestures.
- b. Break traffic at natural gaps whenever possible.
- c. Break the line behind slow moving vehicles.
- d. Keep stragglers and “daydreamers” alert and rolling.
- e. Don’t get excited.
- f. Don’t leave your position until properly relieved.

B. Special Events

The State Transport Police is often called upon to assist other agencies and organizations in special events. Each member of the State Transport Police is to be familiar with procedures set forth in DPS Policy 300.22 and DPS Policy 300.44. In addition each member is to comply with the following instructions.

1. **Escorts**

- a. It is required that authority for assigning STP escorts be cleared through the Regional Commander or his designee.

- b. Regional Commanders may provide escorts for funerals within the District where it is requested and deemed necessary because of traffic or other circumstances. Funeral escorts between Districts may be orchestrated by the Commanders involved.
- c. Escort of civilian vehicles in medical emergencies is prohibited.

2. Relays

- a. Authorization – STP relays will be restricted to emergencies only and shall be limited to blood, human body parts, and medicines and must be authorized by a regional commander or higher authority.
- b. An emergency shall be defined as a serious or extreme condition involving the need for blood, human parts, or medicines at an authorized medical facility. This shall be restricted to situations where time will not permit any other means of transportation.
- c. Requests for emergency relays are limited to persons such as the attending physician, surgeon, nursing supervisor or the supervisor in charge of the blood bank, eye bank, or other medical facility.
- d. Procedures – After having received, from the proper authority, the approval of request for a “Code 2” relay (no delay, silent run), the officer shall proceed with this assignment observing all traffic laws without utilizing the blue light or siren. Attention to enforcement duties may be required by a officer under a “Code 2” Relay (i.e. drunk driving, reckless driving, etc.)
- e. After having received, from the proper authority, the approval of request for a “Code 3” relay (urgent, use of light and siren), the officer shall proceed at a speed which is consistent with existing conditions. During the entire time of the “Code 3” relay, the headlights, blue lights, and siren shall be used. In no instance shall unnecessary risk be taken.
- f. Regional Commanders shall seek and maintain a cooperative relationship with hospital administrators, blood and eye banks regarding all matters of mutual concern.

3. Parades

It is customary for many municipalities and organizations to stage parades, special or sporting events in connection with local festivals or celebrations. Officers may assist in traffic control, which may entail the use of temporary traffic control devices or manual operation of traffic control devices, at such events when approved by the Deputy Director.

It is highly important that in every plan for a parade, consideration is given to conducting the motorcade in such a manner as to avoid blocking traffic on primary systems for long periods of time. Appropriately marked detours moving traffic around congested areas should be in place. Any parade, march, or any other assembly of persons or vehicles that occupy space on the highway right-of-way shall have in their possession, a valid permit issued by the S.C. Department of Transportation prior to the event.

C. Court Procedures

1. Appearance

In criminal and civil cases related to law enforcement duties, officers are to be in uniform and STP cars shall be driven unless otherwise authorized by the District Commander. Officers shall be neat in their appearance and conduct themselves with dignity in the courtroom and surrounding areas. Officers shall avoid any action that would indicate a special interest in securing a conviction and shall not give outward appearance of satisfaction or dissatisfaction with the decisions.

2. Attendance

Officers are required to be present for court at the time designated regardless of manner of disposition of the case. If there is a valid reason for not attending court at the designated time, the officer must ensure that the trial judge and his supervisor are informed accordingly, and that proper arrangements are made for a future trial date, if necessary.

3. Attendance outside Assigned District

Officers shall notify their district supervisor when they are to attend court outside of their assigned district.

4. Attendance as a Witness in Another State

All requests for STP Officers to appear as witnesses in another state must be referred to the Colonel of the State Transport Police for approval or other action.

5. Subpoena

When subpoenas are served by more than one court for the same time, the one issued by the court of the higher authority shall take precedence over the others (i.e. Federal Court, Circuit Court, and then lower courts). In every situation where this occurs the STP Officer named on the subpoena shall be responsible for promptly notifying the other courts involved of the conflict in schedules.

6. Prosecution of Cases in Lower Courts

When STP Officers of the State Transport Police present misdemeanor traffic violations in magistrates' courts, whether as the arresting officer or the supervisory officer assisting the arresting officer, they do so in their official capacities as law enforcement officers and employees of the State. They do not hold themselves out to the public as attorneys. Prosecution of misdemeanor traffic violations in magistrates' courts by the arresting officer or supervisory officer assisting the arresting officer does not constitute unlawful practice of law. (Code 1976, Section 40-5-310; Supreme Court Rules concerning the South Carolina State Bar, rule 4.)

7. Tried in Absence Cases

The procedure to be followed in order to try a case in the absence of an individual is as follows:

- a. The name of the defendant should be called distinctly three times at the trial judge's office (or the location for trial as shown on the Summons).
- b. If the defendant does not answer and is not present on the date and time shown on the summons, the arresting officer should be sworn in by the trial judge and brief testimony should be given by the arresting officer.
- c. The space provided on the STP Summons "tried in absence" should be checked, along with the decision of the trial judge (guilty or not guilty) as the case may be.

D. Administrative Hearings

Each STP Officer is required to attend scheduled administrative hearings held by the South Carolina Department of Motor Vehicles Hearings.

Officers are to follow the following procedures should an Administrative Hearing continuance be needed:

1. Contact the Division of Motor Vehicle Hearings to obtain pertinent information of all parties.
2. Request for continuances are to be put on Department letterhead to include the name of the respondent, original hearing date, docket number, officer's name, reason for continuance and a supervisor's signature.
3. Copies of request for continuance are to be mailed to each party, a copy faxed to DMV at 803-734-3200 and a copy faxed to DMV Office of General Counsel at 803-896-9901. A copy is to be forwarded to the Patrol's Administrative Operations Major.

All appeals of Administrative Hearing decisions are to be referred to the Department Office of General Counsel.

E. Reporting Road Defects and Maintaining Traffic Signals

1. Reporting Road Defects, Signs, Marking and Dead Animals

STP Officers will constantly observe all highways in regards to adequate and proper markings, signs, and road defects, as well as for the presence of dead animals, etc. If deficiencies are detected or animal carcasses are observed, the officer is to notify the proper engineering and maintenance personnel through the area tele-communication center, whereby necessary corrections or removals can be made. In the event any problems are encountered regarding the necessary corrections of or cooperation in these matters, the district supervisor is to be notified.

2. Maintenance of Traffic Signals

STP Officers will report traffic signal breakdowns or defects to the Department of Transportation through the area tele-communication center, as quickly as possible. If hazardous conditions exist, Officers will take appropriate actions necessary to direct traffic at the signal location until repairs can be made.

F. Abandoned Vehicles

STP Officers are to be familiar with procedures set forth in [DPS Policy Directive 300.14](#) concerning abandoned vehicles.

In addition to DPS Policy Directive 300.14, officers are to put the lien holder information on the towed vehicle report when the towing service comes from the Highway Patrol rotation.

G. Highway Assistance

STP Officers are to be familiar with procedures set forth in [DPS Policy Directive 300.14](#) concerning assisting disabled motorists.

In addition to DPS Policy 300.14, officers are to advise the Communication Center of the location, vehicle tag, vehicle description and number of occupants.

H. Towing of Vehicles

Towing Procedures

STP Officers in the course of their duties will need to tow vehicles under the following circumstances:

1. Arrest of the driver
2. Motor vehicle collision
3. Disabled, abandoned or stolen

When one of these incidents occurs, officers are to use the following procedures:

1. When possible ascertain from the driver a wrecker service before the use of the Patrol's rotation.
2. All valuable items are to be taken into custody and given to the driver or responsible party. This is to be done by the use of the Chain of Custody Form. All other items are to be left with the wrecker operator.
3. Telecommunication Center is to be given a general description of the vehicle and for what circumstance.
4. If from the Patrol's rotation, a DPS Towed Vehicle Report is to be filled out giving the general information in addition to the lien holder of the vehicle information.
5. When from the Patrol's rotation, the wrecker service must be given a minimum of 45 minutes to arrive on scene before another rotation is requested.
6. When dealing with an arrest or abandoned vehicle, an inventory of the vehicle is to be documented on the DPS Towed Vehicle Report. The scope of the inventory is to be limited to areas where a person would ordinarily store items and where keys are available to open areas of the vehicle. This does not hinder an officer from a legal search.

7. When accusable, the officer should have another officer present during an inventory or search.
8. The officer requesting the tow of a vehicle is responsible for informing the owner of the vehicles location as soon as possible, not to exceed 3 days.

Wrecker Responsibilities

In order for a wrecker service to be on the Patrol's rotation list, the service must comply with S.C. Code Regs. 38-600, which are as follows:

1. No officer of DPS is to hold any financial interest in any wrecker service and is banned from making any recommendations of a wrecker service in the performance of his/her duties.
2. Wreckers are to have all necessary equipment set forth in S.C. Regs. 38-600.
3. Wreckers must have permanent signs of their business set forth in S.C. Regs. 38-600.
4. Wrecker services must carry the following liability insurance on wreckers and the premises: Class A, \$300,000; Class B \$500,000; and Class C \$750,000. For property, Class A \$75,000; Class B \$150,000; Class C \$250,000. For garage keepers, Class A \$100,000; Class B \$200,000; and for Class C \$200,000.
5. Wrecker services must have a towing list for the Patrol's rotations.
6. Wrecker services are responsible for general cleanup from the towing area.
7. Wreckers are to provide a secure area for storage set forth in S.C. Regs. 68-600.
8. Wrecker services may secure assistance from another service with only one bill submitted to the owner or operator.

NOTE: Any complaint of a wrecker service is to be recorded on a DPS Administrative Report and submitted to the Troop Commander.

SCHP Wrecker Regulations can be found on the SCHP website.

I. Crossing Medians or Controlled Access and Divided Highways

In order to minimize the hazards inherent to enforcement activities that are conducted on controlled access and/or divided highways, the following procedures will be followed in the crossing of medians:

1. Laws pertaining to the operation of emergency vehicles (South Carolina Code 56-5-760) shall be observed.

2. Emergency lighting (blue lights) shall be activated.
3. Headlights, if in operation, shall be dimmed.
4. Cross at points that are most advantageous in terms of the median surface (i.e. dry, flat, etc.) and represent minimal hazard to the officer as well as the public.
5. Cross in areas that allow for minimal disruption to the median.
6. Be alert for culverts, washouts and other features of medians that may pose particular hazards to the STP car and the officer.

J. Media Contacts

STP Officers are to be familiar with procedures set forth in [DPS Policy Directive 200.31](#) concerning media inquiries.

K. Shift Work

STP law enforcement personnel shall be assigned to the districts based upon determination of manpower requirements. STP enforcement shifts rotate every seven days. Each officer works a maximum of forty (40) hours per week with two rest days. Officers are assigned a rotation of three (3) shifts for a minimum of one week at a time. The rotation will be at the discretion of the district supervisor. The scheduling is based on; but not limited to, the following criteria when determining the assignment of officers to work in the counties and/or the assignment to work scale facilities:

1. Areas of high commercial motor vehicle traffic.
2. High complaint areas
3. Crash corridors
4. High peak traffic periods

Supervisors shall receive all annual and sick leave requests. Based on enforcement needs and previous leave history, the supervisor shall make fair and appropriate decisions relating to duty schedule and in approving days off.

L. Shift Briefing

It is important that State Transport Police personnel be kept up to date of current events or incidents in their particular assigned area as well as procedural and

training method changes. It shall be the supervisors responsibility to assure that personnel under their command be informed of events or incidents within their area of responsibility. This information should also be relayed to the oncoming supervisor. More serious information is to be broadcasted through the Telecommunication Centers. This information should be broadcasted as frequently as needed but at least at the beginning of each shift. Other information such as memorandums can be provided by email. When practical, personnel should check their email daily.

M. Solicitation/Acceptance of Donations

S.C. Code of Laws Section 23-6-30 (8) authorizes the Department to accept and disburse donations or gifts. The acceptance of donations must be in accordance with South Carolina Procurement law, procedures and policies and approved by the DPS Administrator of Resource Management. To avoid the appearance of impropriety or allegations of favoritism, uniformed personnel or other personnel will not accept or solicit donations. Freely-offered donations will be referred to the DPS Administrator of Resource Management for proper handling.

N. Missing Persons/AMBER Alert System

STP Officers are to be familiar with procedures set forth in [DPS Policy Directive 300.33](#) concerning missing persons and the AMBER Alert System

O. Mentally Ill Subjects

STP Officers are to be familiar with procedures set forth in DPS Policy Directive 300.22 when dealing with mentally ill subjects.

III. Operational Reports

Employees are to be familiar with DPS Policies 100.10 “Privacy Protection” and 500.06 “Release of Information” when dealing with reports.

A. Miscellaneous Reports

1. STP Officers, unless exempted, shall prepare and submit any required reports to their district supervisor as soon as possible unless directed by the Regional Commander or designee.

2. STP Officers who are on Annual Leave or Rest Days shall prepare and submit all required reports to their district supervisor before their departure.
3. STP Officers returning from Sick Leave or Worker's Compensation Leave shall prepare and submit all required reports to their district supervisor as soon as possible.
4. District Commanders are responsible for ensuring that all required reports are completed and disseminated to their respected areas.

B. Collision Reports (TR-310)

1. Whenever any member of the State Transport Police investigates a collision, a report shall be prepared by the investigating Officer in writing on forms (TR-310) furnished by the Department..
2. The TR-310 shall be submitted within twenty-four (24) hours and submitted to the district headquarters.
3. In the event all information cannot be secured within a twenty-four (24) hour period for making a full and complete report, the report shall be prepared as completely as possible and submitted. In the narrative portion of the TR-310, **"Supplemental to follow"** will be inserted.
4. When the missing information becomes available, it shall be shown on an additional TR-310 and the appropriate block must be checked on the top of the report.
5. When completing an amended report, always complete the location segment of the TR-310 along with the name and the driver's license numbers of all drivers involved, the investigator's name, and the amended information.
6. It shall be the responsibility of the district supervisor to ensure that all TR-310s are amended to reflect the conclusion of all motor vehicle collision investigations.
7. Collision Reports---Copies
Collision reports made and submitted by Officers or other officials of the Department of Public Safety acting in an official capacity are available to the public. Copies of accident reports may be given to victims of traffic collisions and, as appropriate, reviewing of accident reports at Patrol offices by citizens connected to the accident is permissible. Copies are \$6.00 per copy and may be obtained by writing the South Carolina Department of Motor Vehicles:

Financial Responsibility
Attn: FR50
PO Box 1498
Columbia, SC 29216

C. Activity Reporting

1. Officers will transfer Aspen generated Driver / Vehicle Examination Reports on a daily basis (handwritten inspections are to be turned in weekly).
2. Officers will use the STP Console to complete their daily summary report and public contact information (information to be recorded within 24 hours when network accessibility is available but no more than 72 hours).
3. Any activity from “Specials” is to be reported on the “Special Activity Report” form and shall be turned in to a district supervisor.
4. Officers, unless exempted, shall prepare and submit any required reports to their supervisor as soon as possible unless directed by the District Commander or designee. Officers who are on Annual Leave or Rest Days shall prepare and submit all required reports to their district supervisor before their departure.
5. Officers returning from Sick Leave or Worker’s Compensation Leave shall prepare and submit all required reports to their district supervisor as soon as possible.
6. District Commanders are responsible for ensuring that all required reports are completed and disseminated to their respected areas.
7. Each District Supervisor shall make sure that all activity reports are submitted within the time frame given.

D. Warning Tickets

1. May be issued when the officer is of the opinion that the violation is not of a sufficient nature that would warrant a summons ticket.
2. Officers shall exercise their discretion and good judgment in using this tool.
3. A warning ticket may not be issued in cases where its use is prohibited by the Department or Division and shall not be issued in cases involving:
 - a. driving under the influence,
 - b. reckless driving,
 - c. hit and run,
 - d. reckless homicide,
 - e. driving under suspension,
 - f. child restraint violation, and
 - g. seat belt violation.

E. Uniform Summons Tickets

STP Officers are to be familiar with procedures set forth in [DPS Policy Directive 300.14](#) concerning the issuing of uniform summons tickets.

1. Uniform Summons Tickets; General Use

In addition to DPS Policy Directive 300.14, officers are to do the following:

- a. Officers will use the uniform summons ticket as prescribed in 56-7-10. Officers are empowered by law to accept a cash bond, when not statutorily prohibited, from any person apprehended and charged with a violation of traffic law in lieu of incarceration. The person charged shall be issued an official summons on which the violator will be receipted for any sum of cash bond deposited with the arresting officer. The person charged may be permitted to leave until further appearance before the proper court if required by the summons. Once a summons has been served, the officer has jurisdiction to dispose of the case.
- b. When a bond is accepted at the time the summons is issued, the exact amount received shall be shown on all five copies of the summons ticket in the space marked "Bail Deposited".
- c. When accepting a bail bond card, the name of the bail bond company shall be entered in the "Bail Deposited" block of the summons and no amount of money shall be entered there. The appropriate amount of bond will be written on the top right, front side of the violator's copy only.
- d. Bail Bond Certificates do not apply to or cover any violations written on the SC STP Size, Weight and Safety Ticket Form D8367.
- e. When a courtesy summons is given and no bond is accepted, the word "none" shall be written in the "Bail Deposited" block.
- f. If the violator is arrested and transported to a detention facility and no bonds accepted, the word "jail" shall be written in the "Bail Deposited" block.
- g. The nature of bonds accepted should be cash, properly endorsed traveler's checks, or bail bonds. Personal checks are not accepted. No officer shall accept personal property of any description as a bond or pawn.
- h. **When a cash bond is accepted, the Officer shall turn the full amount of bond received over to the trial judge within 72 hours of receipt, excluding weekends and holidays. The trial officer's copies of the Uniform Summons Ticket shall be received by the magistrate or**

municipal judge within 72 hours from the time of the alleged traffic violation.

- i. When a summons is issued to an out-of-state driver whose home state is a member of the Non-Resident Violator's Compact, the driver may be permitted to continue without posting bond. Exceptions to this are offenses which would result in the suspension or revocation of the driver's license under the laws of this state. Failure by the driver to comply with the summons will result in the suspension of the violator's driver's license by the home state.
- j. When an out-of-state motorist is not a resident of a compact member state, the officer shall explain the procedure of accepting cash bond and court proceedings and may request bond be deposited.
- k. The officer should ascertain the trial date that would be convenient to an out-of-state motorist and if possible, the officer shall set the date of trial accordingly.
- l. Legibility and correctness is vital when writing a summons ticket. STP Officers shall exercise care to properly document all information correctly on summons tickets to avoid voiding tickets due to carelessness. Writing over errors or using liquid paper is not permitted. In the event an error or correction is necessary, a single line shall be drawn through the error and the correct information written above the error on all copies of the summons. Exceptions to this include information in the nature of offense block, violation section number, bail deposited block, BA level, or any part of the disposition section.
- m. The following city and county codes will be used on Uniform Traffic Tickets (UTT):

DISTRICT ONE

<u>Aiken</u>	<u>02</u>	<u>Kershaw</u>	<u>28</u>
Aiken	1	Camden	1
N. Augusta	2	Bethune	2
Wagener	3		

Lee 31

Bishopville 1

Lexington 32

Lexington 1
W. Columbia 2
Cayce 3
Chapin 4

Richland 40

Columbia 1

Sumter 43

Sumter 1

DISTRICT TWO

Abbeville 01

Due West 1
Abbeville 2
Calhoun Falls 3
Lowndesville 4

Edgefield 19

Johnston 1
Edgefield 2

Greenwood 24

Hodges 1
Ninety Six 2
Bradley 3
Greenwood 4

Laurens 30

Clinton 1
Laurens 2
Gray Court 3
Waterloo 4
Princeton 5

McCormick 33

Mt. Carmel 1
McCormick 2
Parksville 3

Newberry 36

Whitmire 1
Little Mtn. 2
Newberry 3
Chappells 4

Saluda 41

Ridge Springs 1
Saluda 2

DISTRICT THREE

Anderson 04

Anderson	1
Pendleton	2
Williamston	3
Belton	4
Iva	5

Greenville 23

Greenville	1
Greer	2
Simpsonville	3
Travelers Rest	4

Oconee 37

Seneca	1
Walhalla	2
Westminster	3

Pickens 39

Easley	1
Pickens	2
Liberty	3

Spartanburg 42

Spartanburg	1
Inman	2
Chesnee	3
Lyman	4
Woodruff	5

DISTRICT FOUR

Cherokee 11

Gaffney	1
Blacksburg	2

Chester 12

Chester	1
Great Falls	2

Chesterfield 13

Chesterfield	1
Cheraw	2
Pageland	3
McBee	4

Fairfield 20

Winnsboro	1
Ridgeway	2

Lancaster 29

Lancaster 1
Kershaw 2

York 46

York 1
Rock Hill 2
Clover 3
Fort Mill 4

Union 44

Union 1
Jonesville 2
Carlisle 3

DISTRICT FIVE

Darlington 16

Darlington 1
Hartsville 2
Lamar 3
Society 4

Dillon 17

Dillon 1
Lake View 2
Latta 3

Florence 21

Florence 1
Lake City 2
Pamplico 3
Olanta 4
Johnsonville 5
Timmons ville 6

Georgetown 22

Georgetown 1
Andrews 2
Murrells Inlet 3

Horry 26

Conway 1
Myrtle Beach 2
Loris 3
Aynor 4
N. Myrtle Bch. 5

Marion 34

Marion 1
Mullins 2
Nichols 3

Marlboro 35

Bennettsville 1
Wallace 2
Clio 3
McColl 4

Williamsburg 45

Kingstree 1
Greeleyville 2
Hemingway 3

DISTRICT SIX

Berkeley 08

Moncks Corner 1
St. Stephens 2
Jamestown 3

Calhoun 09

St. Matthews 1
Cameron 2

Charleston 10

Charleston 1
Hollywood 2

Clarendon 14

Manning 1
Summerville 2
Turbeville 3

Dorchester 18

St. George 1
Summerville 2

Orangeburg 38

Orangeburg 1
Neeses 2
Springfield 3
Wells 4
Santee 5

DISTRICT SEVEN

Allendale 03

Allendale 1
Fairfax 2
Ulmers 3

Bamberg 05

Bamberg 1
Denmark 2
Ehrhardt 3

<u>Barnwell</u>	<u>06</u>
Barnwell	1
Williston	2
Blackville	3

<u>Beaufort</u>	<u>07</u>
Beaufort	1
Gardens Corner	2
Bluffton	3
Hilton Head Is.	4

<u>Colleton</u>	<u>15</u>
Walterboro	1
Jacksonboro	2
Ruffin	3

<u>Hampton</u>	<u>25</u>
Hampton	1
Estill	2

<u>Jasper</u>	<u>27</u>
Ridgeland	1
Hardeeville	2

2. Issuing of Uniform Summons Tickets

- a. Members of the South Carolina State Transport Police are directed to issue official summons on the Uniform Summons Ticket while carrying out their duties.
- b. Each Officer will use his own summons book and warning book when issuing such forms to motorists.
- c. **Officers shall not write in another Officer's summons book.**
- d. **Under no circumstances will the Officer place his name on a STP summons in advance of issuing a summons to the violator.**
- e. Summons tickets are to be printed in a neat and legible manner.
- f. Summons books are to be issued to Officers from stocks maintained at their District Headquarters.
- g. Summons books shall only be issued by their District Commander or designee.
- h. Completing forms provided by the Department of Public Safety for this purpose will ensure proper accounting measures.
- i. Officers will issue summons in numerical order.

3. Errors on Summons and Warrants

- a. The Constitution requires that a person charged with a crime must be informed as to the nature of the charge.
- b. Arrest warrants or summons tickets must contain the basic elements of the crime, the location of the crime, the time of the crime, and in some cases, the intent with which the alleged criminal act was committed.
- c. A mere clerical error on the part of a Officer as to the violation section code or the time of trial does not invalidate the summons, especially since the Officer has verbally informed the correct date and time of trial. In these cases, the summons in question may be amended before the trial by the Officer to show the correct date, statute, etc. Even in the most serious cases in General Sessions Court, the law permits amendment of the indictment before trial.
- d. Any mistake in the bail deposited block will require a mandatory voiding of the summons.
- e. In the event an error or correction is to be made on the summons ticket, a *single line* is to be drawn through the error and the correct information will be written in above the error on all copies.

However, there are certain places where this procedure can never be used:

- 1. Nature of Offense Block**
- 2. Violation Section**
- 3. Bail Deposited Section**
- 4. BA Level**
- 5. Any part of the disposition portion on yellow, pink, and white**

When this occurs, the summons must be voided and a new one issued.

4. Returning and Altering Summons

The following procedures shall be followed when requests are received to alter speeding charges:

- a. Initially, in all such cases, the arresting officer should be contacted to determine whether the requested reduction in charge was made in compliance with a proper plea negotiation between the prosecution and defense prior to trial. (The trial court has no authority to participate in

such matters and therefore cannot properly bind the State where the court improperly engages therein.) If a proper plea negotiation was entered into before trial and the ticket was not altered at that time to correctly reflect the lesser degree of speeding, then the requested change can be made by the Department of Motor Vehicles upon written advisement for its files of the full facts of the subject plea negotiation. Such advisement may be made in writing in the form of a court order from the magistrate/recorder with the consent of the Officer. The Department of Motor Vehicles Records then should contain the trial judge's request and the arresting Officer's verification.

- b. In other instances, the trial judge, upon a proper evidentiary showing, may have found the defendant guilty of a lesser degree of speeding as provided by law and thereafter failed to note that fact on the face of the uniform traffic ticket. In such a case, the arresting Officer should be able to verify that assertion. Such verification should be made in writing by the court with the Officer's consent and retained by the Department of Motor Vehicles.
- c. In those situations which do not involve a proper plea negotiation or trial disposition as outlined above, the records copy certified by the trial judge as correct must prevail unless and until a lawful order to the contrary is received. (See *Ishmeil v. SCDHPT*, 264 S.C. 340, 215 S.E. 2d 201, 1975).
- d. Only in those cases in which a new trial has properly been granted should the records copy of the subject conviction be returned to the court. Mere correction of the charge may be accomplished in accordance with the procedures outlined above without the Department of Motor Vehicles surrendering custody of the official record.
- e. If the original charge or disposition is changed or altered after the summons is returned, the back of the summons will reflect the change or alteration along with the magistrate's signature and date on all copies. The same procedure will be followed when the case is disposed of by the court prior to being sent in to the Department of Motor Vehicles.
- f. When a sentence of the court is to be changed on a summons ticket, the word "OVER" shall be written on the top right hand corner of all copies along with the date and signature of the trial officer.

5. Voiding Summons Tickets

- a. When a summons ticket has to be voided, the officer shall complete a UAR documenting the reason for voiding.

- b. All copies will be stamped “VOID” on the front and signed on the back by the officer and initialed by a district supervisor.
- c. The officer should enter the voided summons on the administrative console and print out a ticket inventory report.
- d. All copies of the summons ticket, UAR, Ticket Inventory Report, and Citation Transmittal Form are to be turned into a district supervisor.
- e. Reasonable care should be exercised when preparing summons tickets to avoid voiding tickets due to careless mistakes.
- f. Legibility and accuracy are vital when printing a summons ticket. THE USE OF LIQUID PAPER WILL NOT BE PERMITTED ON SUMMONS TICKETS.

6. Outstanding Summons

- a. District/Unit Commanders are responsible for checking outstanding and untried cases.
- b. District/Unit Commanders are responsible for accounting for the disposition of summons books issued in each District.
- c. A file should be maintained for each enforcement Officer in the District of all summons tickets issued and completed.
- d. Outstanding tickets should be checked periodically to determine if they should be disposed of or nolle prossed and the information retained for future use.
- e. In the event an Officer is transferred to another District, the Officer will retain his/her outstanding magistrate’s court tickets. Any General Sessions court cases will remain with the post supervisor for disposition.
- f. STP supervisors shall audit the summons ticket of each Officer periodically to determine if any irregularities exist. This is to be done at a minimum once a month.

7. South Carolina Uniform Citation Transmittal Form

- a. Officers are to complete a Transmittal Form after their summons tickets have either been adjudicated in court or paid at STP Headquarters. The Transmittal Form is to be turned in to STP Headquarters with the disposed tickets.
- c. If any discrepancy is found on the transmittal or summons tickets, the entire stack of tickets and transmittal sheet should be returned to the Officer for corrections. The Officer is to make these corrections as soon as possible and resubmit the report.

8. Non-Resident Violator's Compact (NRVC)

In the event a summons is issued to a driver whose home state is a member of the Non-Resident Violator's Compact, the driver may be permitted to continue without posting bond. Exceptions are an offense which would result in the suspension of a person's driver's license, no valid driver's license, and a violation of a highway weight limitation. Failure by the driver to comply with summons will result in suspension of their driver's license.

MEMBER JURISDICTIONS

NON MEMBER

Alabama	Maine	Pennsylvania	<i>Alaska</i>
Arizona	Maryland	Rhode Island	<i>California</i>
Arkansas	Massachusetts	South Carolina	<i>Michigan</i>
Colorado	Minnesota	South Dakota	<i>Montana</i>
Connecticut	Mississippi	Tennessee	<i>Oregon</i>
Delaware	Missouri	Texas	<i>Wisconsin</i>
District of Columbia	Nebraska	Utah	
Florida	Nevada	Vermont	
Georgia	New Hampshire	Virginia	
Hawaii	New Jersey	Washington	
Idaho	New Mexico	West Virginia	
Illinois	New York	Wyoming	
Indiana	North Carolina		
Iowa	North Dakota		
Kansas	Ohio		
Kentucky	Oklahoma		
Louisiana			

9. Traffic Summons Maintenance

Officers are to be familiar with procedures set forth in DPS Policy Directive 300.29 concerning the issuance and retention of traffic summons books.

F. Division Forms

All Division forms will be reviewed by and approved by the Deputy Director prior to being implemented or modified. Every effort should be made to seek to reduce and consolidate paperwork for Division personnel.

INVESTIGATION SECTION

I. Collision Investigation

STP Officers are to be familiar with procedures set forth in [DPS Policy Directive 300.12](#) and Policy 300.39 concerning the following:

- a. General Considerations
- b. Private Property Collisions
- c. Hazardous Materials
- d. MAIT Criteria
- e. State Transport Police Notification
- f. Photographs
- g. Enforcement Action
- h. Property
- i. Fatalities
- j. Public Work or Utilities Notification

In addition to DPS Policy Directive 300.12, when MAIT has been requested, the investigating officer is to fill out only the minimal information that can be verified on the TR-310 Report. The investigating officer will then amend the TR-310 report using the information provided by MAIT.

k. Military Personnel Notification

When STP investigates a collision involving military personnel where serious injury or death has occurred, the investigating officer will ensure that the Columbia Tele-Communications Center is notified immediately and provide the following information:

- 1. Military personnel's name
- 2. Serial number
- 3. Base location
- 4. The name and location of the medical facility.

I. Victim Notification

STP Officers are to be familiar with procedures set forth in [DPS Policy Directive 300.24](#) concerning victims of crime.

In addition to DPS Policy Directive 300.24, STP Officers are to do the following when dealing with victims of crime:

When STP investigates a collision where a person is seriously injured or killed as a result of a Felony DUI, Reckless Homicide, Reckless Driving or Leaving the Scene, the investigating officer is to fill out a DPS Victim Advocate Checklist for the victim(s) or family member. A copy is then to be submitted with the TR-310.

m. STP Vehicle Collisions

All STP personnel are to be familiar with S.C. Law 56-5-765 which prohibits the Patrol from investigating collisions involving DPS employees. All employees are to comply with [DPS Policy Directive 200.15](#). This is to include pursuits resulting in the collision of the violator.

II. Evidence Procedures

STP Officers are to be familiar with procedures set forth in [DPS Policy Directive 300.15](#) concerning evidence which includes:

- a. Officers Responsibilities
- b. Blood and Evidence
- c. Weapons
- d. Alcohol
- e. Controlled Substances

EQUIPMENT SECTION

- I. Uniforms** – All officers are issued a sufficient quantity of uniforms to maintain a clean, neat, professional appearance at all times. The uniform must be clean and pressed. Shoes and other leather equipment must be shined; badges and nameplates are to be wiped with a clean soft cloth. Considerable cost is involved in equipping a STP Officer in uniforms and other items necessary for the efficient performance of his/her duties. Each Officer is required to properly maintain the equipment in his/her custody and to safeguard it against damage or theft. District supervisors are to ensure that personnel under their supervision are in compliance.

STP uniforms are the property of the S.C. Department of Public Safety and are registered with the Secretary of State for the exclusive use of the State Transport

Police. It is unlawful for any person or agency to wear a similar uniform. All STP Officers are to maintain security of the uniforms in their possession. Worn or unserviceable uniform items are to be returned to the District office for proper disposal. Officers are not to dispose of uniform apparel in any other manner.

STP uniforms must not be left in the police vehicle for an extended period of time. Sunlight fades and deteriorates items of uniform apparel. If it is necessary to leave items in the vehicle, they must be covered with a dark hanging clothing bag to reduce the sun's effects.

Personnel separating from STP will be furnished with an equipment list of all uniform items and identification in their possession belonging to the Department. Items of uniform apparel are to be returned clean and in good condition.

- A. Uniform Classes** – The following are the classes of uniforms authorized for wear by State Transport Police Officers. Unless directed by a supervisor, authorized uniforms are to be worn while on duty. All uniforms are to be worn with the issued items and apparel listed. No variations will be permitted.

1. Class A (Summer Dress)

- a. Short sleeved shirt with appropriate insignia*
- b. Duty trousers
- c. White crew neck t-shirt
- d. Black socks
- e. Low quarter shoes or Rocky boots if severe weather dictates
- f. Body armor (in compliance with [DPS Policy Directive 300.01](#))
- g. Campaign hat***
- h. Duty belt with the following items:
 - 1) Holster with fully loaded Glock sidearm
 - 2) Handcuff case and handcuffs
 - 3) Straight baton carrier and expandable straight baton
 - 4) Magazine pouch (double or single) with fully loaded magazine(s)
 - 5) Protective glove pouch with protective gloves
 - 6) OC Spray holder with OC Spray (when issued)
- i. Ankle holster with Smith and Wesson backup weapon (when issued)

Note: with the exception of STP issued rain gear, outer garments are not to be worn over Class A Summer Dress. This is to include STP issued golf shirts and BDU pants.

2. Class A (Winter Dress)

- a. Long sleeved shirt with appropriate insignia*
- b. Neck tie
- c. Duty trousers
- d. White crew neck t-shirt
- e. Black socks
- f. Low quarter shoes or Rocky boots for severe weather or circumstances
- g. Body armor (in compliance with [DPS Policy Directive 300.01](#))
- h. Campaign hat***
- i. Sweater; duty jacket **
- j. Duty belt with the following items:
 - 1) Holster with fully loaded Glock sidearm
 - 2) Handcuff case with handcuffs
 - 3) Straight baton holder with expandable straight baton
 - 4) Magazine pouch (single or double) with fully loaded magazine(s)
 - 5) Protective glove pouch with protective gloves
 - 6) OC spray holder with OC spray (when issued)
- k. Ankle holster with Smith and Wesson backup weapon (when issued)

*Insignia for the Class A (Dress) Uniform shall include: issued metal badge, metal name plate, cloth or metal rank devices, service stars (on winter uniform), and any approved special award or insignia (i.e., Physical Fitness Award, Governor's Twenty Award, Officer of the Year Award, K-9 insignia).

****Any outer garment must display the Officer's badge.**

***The campaign hat must be worn by the Officer in the performance of his/her duties. This would include enforcement, accident investigation, traffic direction, or during special assignments. The hat need not be worn while the Officer is in his/her STP vehicle or while inside a building.

3. Class B (Summer BDU)

- a. Short sleeved utility shirt with appropriate insignia* (short sleeved golf shirt may be substituted by instructors assigned to range duty)
- b. Utility trouser (BDU pants)
- c. White crew neck t-shirt
- d. Black socks
- e. Rocky boots
- f. Body armor (in compliance with [DPS Policy Directive 300.01](#))
- g. Ball cap
- h. Ballistic duty belt with the following ballistic gear:

- 1) Holster with fully loaded Glock sidearm
 - 2) Handcuff case with handcuffs
 - 3) Straight baton carrier with expandable straight baton
 - 4) Magazine pouch (single or double) with fully loaded magazine(s)
 - 5) Protective glove pouch with protective gloves
 - 6) OC spray holder with OC spray
- i. Ankle holster with Smith and Wesson backup weapon (when issued)

4. Class B (Winter BDU)

- a. Long sleeved utility shirt with appropriate insignia* (long sleeved golf shirt may be substituted by instructors assigned to range duty)
- b. Utility trousers (BDU pants)
- c. White crew neck t-shirt
- d. Black socks
- e. Rocky boots
- f. Body armor (in compliance with [DPS Policy Directive 300.01](#))
- g. Bomber jacket**
- h. Ballistic duty belt with the following ballistic duty gear:
 - 1) Holster with fully loaded Glock side arm
 - 2) Handcuff case with handcuffs
 - 3) Straight baton carrier with expandable straight baton
 - 4) Magazine pouch (single or double) with fully loaded magazine(s)
 - 5) Protective glove pouch with protective gloves
 - 6) OC spray holder with OC spray
- i. Ankle holster with Smith and Wesson backup weapon (when issued)

*Appropriate insignia for the Class B (Utility) Uniform shall include: cloth badge, cloth name tag, and color rank devices. These items shall be displayed in compliance with Appendix – Uniform Insignia of this section.

**Any outer garment must display the Officer's badge.

5. Sunglasses

Sunglasses may be worn in the performance of his/her duties. Sunglasses with mirrored lenses or have a bright color which distracts from the appearance of the uniform are prohibited. Sunglasses are not to be hung on any part of the uniform or connected to a hanging strap.

- B. Seasonal/Special Uniform Policy** –The optional and mandatory period for the wearing of seasonal uniforms for STP members shall be governed by the following schedule:

1. The optional period for wearing winter or summer Class A uniforms will begin March 1st and continue through April 30th. Beginning May 1st, the summer uniform will be mandatory (does not apply to BDU uniform).
2. The optional period for wearing summer or winter Class A uniforms will begin October 1st and continue through November 30th. Beginning Dec. 1st, the winter uniform will be mandatory (does not apply to BDU uniform).

To promote uniformity in appearance for special events, or during extreme temperature changes, the STP Commander will determine the uniform to be worn.

When no particular style uniform is specified or directed for special assignments, STP personnel will wear the regular seasonal uniform. Mixing of Class A uniforms i.e. short sleeve with jacket is not permitted.

- C. Stock Uniform Program** –DPS Supply requires uniform requests be made by each Officer on an as need basis or when required by the District Commander. It is the individual Officer's responsibility to examine his/her uniforms to determine his/her needs. The District Supply Coordinator shall requisition additional uniform items through DPS Supply.

The following guidelines are to be followed to replace items on an as need basis:

1. Only unserviceable items of uniform apparel will be replaced.
2. Unserviceable uniforms must be turned in to the District Headquarters when new items are received. Uniforms returned to the District Headquarters must be tagged with the Officer's name.
3. Uniform exchanges cannot be made to compensate for minor weight loss or gain.
4. Alteration charges will be allowed for the initial fitting of new uniform trousers received up to a maximum of \$5.00 per garment. A paid receipt must be attached to the claim and forwarded to the District Headquarters.
5. Alterations must be made to conform to regulation uniform standards.
6. Trouser length must be finished a minimum of $\frac{3}{4}$ of an inch below the shoe. (Socks are not to show.)

- II. Authorized Weapons** (Refer to [DPS Policy Directive 300.04](#) for more detailed information concerning weapon usage and care) – STP Officers will be issued weapons for which they have been trained and qualified. While on duty, Officers

will carry and use only Department authorized firearms, ammunition weapons and equipment for which they have been trained. Before issuance of weapons, Officers must demonstrate proficiency in the use of authorized weapons and must be issued and trained on related policies. All issuance and instruction of weapons and related policies shall be documented. (For the purpose of this Manual, the aforementioned policy shall exclude the carrying of a knife with a folding blade that can be easily concealed from public view, i.e. a pocket knife.)

A. Firearms

1. Shotgun – The shotgun assigned to STP Officers will be placed in the shotgun holder or other designated location in the police vehicle. Officers should be certain the shotgun magazine is loaded with four rounds (Remington) or six rounds (Benelli) with the chamber empty. No round should ever be chambered until the weapon is to be used. Only ammunition issued by Patrol Supply may be used.

a. **Care and Maintenance** – Care and maintenance of the shotgun is absolutely essential to ensure proper operation of the weapon. Normal care will involve periodic inspection and cleaning. Areas that have unusual climatic conditions such as salt in the air or high concentrations of dust or sand will require additional inspection and cleaning of the weapon. Shotguns are not to be disassembled in the field for any reason. If a malfunction should occur, return the weapon to the Patrol Armorer for repair or replacement.

b. **Shotgun cleaning procedures (if the weapon has been fired):**

1. Remove all ammunition from the weapon.
2. Attach 12 gauge cleaning brush to rod and dip in solvent. With the barrel pointed downward, run the brush back and forth several times to loosen powder and residue. (Barrel is pointed downward during this process to prevent solvent and residue from draining into the action.)
3. Attach slotted tip to cleaning rod oil, run patch back and forth through the barrel several times to remove all solvent and residue. Oil a clean patch lightly and repeat this procedure.
4. Wipe the bolt face and inside the receiver clean. Wipe down the entire weapon with a slightly oily cloth.
5. Never disassemble the shotgun for cleaning.

c. Shotgun cleaning procedures (if the weapon has not been fired):

6. Remove all ammunition from the weapon.
7. Place slotted tip to cleaning rod, oil patch lightly and run back and forth through the barrel several times.
8. Wipe the bolt face and inside the receiver clean. Wipe down the entire weapon with a slightly oiled cloth.
4. Never disassemble the shotgun for cleaning.

2. Glock 37 (.45 G.A.P.) Sidearm Maintenance

a. Care and Maintenance – the sidearm should be cleaned immediately after each firing session.

b. Field Stripping

1. Point the pistol in a safe direction (i.e., into the weapons clearing box).
2. Press in the magazine catch. Remove the magazine.
3. Prior to further disassembly, with your finger off the trigger guard, point the pistol in a safe direction, lock the slide open by pushing up the slide stop lever while pulling the slide to the rear with the non-shooting hand. Once the slide is locked to the rear, both visually and physically inspect the chamber of the pistol to ensure the chamber is empty. Also, check the magazine well to ensure a cartridge has not become lodged between the ejector and the walls of the magazine well. After ensuring the pistol is unloaded continue with disassembly.
4. Pull back slide to release slide stop lever and close action.
5. Point the pistol in a safe direction (directly into the weapon clearing box) and pull the trigger. You will hear the firing pin spring forward. (The trigger must be in the rearmost position for slide removal.)
6. Hold the pistol in either hand so that four fingers grasp the top of the slide. With these four fingers, pull and hold the slide back approximately 1/10 inch. Simultaneously, pull down and hold both sides of the slide lock using the thumb and index finger of your free hand. Push the slide forward until it is fully separated from the receiver.

7. Push the recoil spring tube slightly forward while lifting it away from the barrel. Remove the recoil spring tube and recoil spring. (The recoil spring is under tension. During removal, use care to control the recoil spring and /or recoil spring tube.)*
 8. Grasp the barrel at the chamber. While raising the chamber end, move the barrel slightly forward. Then lift the barrel from the slide.
- c. Cleaning the field stripped sidearm
1. The Glock pistol requires periodic cleaning to insure proper function. Once field stripped, the barrel and chamber are easily cleaned from the chamber end. The inside of the slide and receiver should be wiped clean. Standard firearm solvents can be used on the pistol.
 2. As with any semi-automatic pistol, Glock pistols should not be cleaned by merely locking the slide to the rear and inserting the cleaning rod from the muzzle end. This can cause excessive amounts of solvents to build-up in both the frame and slide, and possibly contribute to malfunctions of the pistol. The pistol should be field stripped every time it is cleaned.
 3. The inside of both the chamber and barrel should be wiped completely dry once they have been thoroughly cleaned. The breech face and the area under the extractor claw should both be absolutely dry and free of any debris after cleaning.
 4. The slide rail cuts should be cleaned thoroughly by using a clean patch on the end of a toothbrush type cleaning tool.
 5. With a clean patch wrapped over the brush portion of the toothbrush, thoroughly clean the slide rail cuts of all debris and solvents.
 6. All other areas of the slide and frame should be checked for cleanliness. Most parts in the frame may be wiped with a clean, soft cloth that has been slightly dampened with a quality firearm solvent.
 7. After the parts in the frame have been cleaned, they should be wiped dry with a clean, soft cloth. All solvent should be wiped from the parts so that they are clean and dry.
- d. Lubricating the field stripped sidearm

1. To properly lubricate your Glock pistol after it has been thoroughly cleaned and dried, use a clean patch that has been slightly dampened with quality gun oil. Wipe the barrel, the barrel hood, the inside of the slide where the barrel hood rubs against the slide, and the ring that the barrel slides through the slide. You can take one drop of oil on your finger and rub each slide rail or put one drop of oil in each slide rail cut. Once the slide is moved on the receiver after reassembly, the oil drop will be distributed equally on the slide rails by moving the slide.
2. Glock pistols are designed to operate properly with only small amounts of lubrication (See Appendix pg. 115). Do not over-lubricate your Glock pistol. Large quantities of oil or grease will collect unburned powder and other residue, which could interfere with the proper functioning of your Glock.

e. Warnings

1. Do not pull back the lug of the firing pin and allow it to snap forward when the slide is removed from the frame. Damage to the firing pin and firing pin safety could result.
2. Do not put oil inside the firing pin channel or magazine tube. The firing pin channel, magazine tube, and the breech face should be wiped dry before reassembly. Leaving solvent or lubricant in these areas could cause contamination of primers and failure to fire.

*During reassembly, the recoil spring tube and recoil spring must be installed with the back end of the recoil spring tube rests in the half moon cut in the bottom of the front barrel lug.

3. Smith and Wesson M642 Revolver – Maintenance

- a. Point muzzle in a safe direction
- b. Unload weapon
- c. Use proper size cleaning patches
- d. Wet patch with bore cleaner
- e. Push wet patch through bore (always push completely through bore)
- f. Push wet patch through chambers of cylinder
- g. Clean underneath extractor
- h. Push proper size bore brush through barrel several times, then through chambers of cylinder
- i. Push clean dry patch through bore and chambers of cylinder
- j. Wipe exterior of revolver with lightly oiled cloth, particularly in the trigger area

III. STP Vehicles

Patrol personnel are to be familiar with procedures set forth in DPS Policy Directive 200.32 relating to use of department vehicles.

In addition to DPS Policy Directive 200.32, STP personnel are to comply with the following:

A. STP Vehicle Use

1. Vehicle Use

The primary use of an assigned patrol car is the fulfillment of the Officer's prescribed duties. Exceptions to this rule will be:

- a. Driving within this state to and from National Guard or Military Reserve duty that is within fifty miles of the officer's district. A supervisor must approve such use and the officer must be in his assigned military uniform or STP uniform.
- b. Driving outside the Officer's district to visit family. Such use is permitted once a month and must be approved by the District Commander. (Each District Headquarters must maintain a record of such use.)
- c. All other uses of an assigned STP vehicle must meet with the approval of the District Commander.
- d. Unless when carrying out duties set forth by instruction, orders, or regulations, persons not affiliated with DPS, or persons not a member of the Officer's immediate family are prohibited from being transported in a STP vehicle unless permission is granted by the District Commander. Officers may transport disabled motorist, collision victims or other in connection with STP business upon informing the duty supervisor. Officers are to give the communications center the sex, location from and location going to. With persons of the opposite sex and juveniles, the person's sex and the mileage of the STP vehicle are to be given.

*The Officer shall be in full State Transport Police uniform or STP assigned golf shirt and BDU pants at all times when operating a marked or semi-marked vehicle, except when attending church services, or other religious activities during times not actually assigned to duty, or upon approval of the District Commander. Non supervisory personnel must be in complete uniform when

operating an unmarked STP vehicle unless permission is by the District Commander.

2. Vehicle Care

- a. Maintenance (General) – The individual Officer is responsible for the proper maintenance of his/her assigned vehicle. The Officer should conduct daily inspections and insure that the STP vehicle is properly maintained and repaired as needed or required. Requests for repairs, oil changes, etc. will be handled through State Fleet Management **at 1-800-277-3686.**
- b. General Care
 - 1) Caution is advised against idling units with air conditioners operating for periods longer than fifteen (15) minutes.
 - 2) Warranty cards and owners' manuals must be kept in the glove compartment at all times.
 - 3) Tire pressure is to be checked weekly. No plugged or repaired tires shall be installed or used on STP vehicles under any circumstances.
 - 4) Vehicles are to be cleaned weekly. Before a STP vehicle is entered into any automatic car wash facility, the operator of the vehicle will remove all detachable antennas from the vehicle. Caution should be exercised to protect the blue light on the roof of the vehicle.
 - 5) No alterations, changes, additions, or deletions are allowed to any STP vehicle unless approved by the STP Commander.
 - 6) Damage of any amount to a State vehicle shall be promptly reported to the immediate supervisor as required by [DPS Policy Directive 200.15.](#)
 - 7) STP vehicles are to be secured when not being utilized. At the end of shift and/or when parked for a long period of time, all items are to be placed in the trunk or other place out of plain view.

3. STP Vehicle Assignment

In order to improve officer safety and better utilize STP vehicles and emergency equipment, the following guidelines will be used when STP vehicles are issued. The Colonel, Captains, Lieutenants, First Sergeants, and Sergeants are to be issued unmarked vehicles. Corporals are to be issued

semi-marked vehicles. Lance Corporals and below are to be issued marked vehicles. Unmarked and semi-marked vehicles may be given to other Officers at the discretion of the Colonel.

4. Vehicle Push Bar Use

Push bars mounted on the front of Transport Police enforcement vehicles will be used for the purpose of removing disabled vehicles, due to a mechanical problem or a vehicle collision, from the traveled portion of the roadway ONLY when a potential hazard to the motoring public exists. Push bars must be used in accordance with procedures stated below.

Procedures for use of push bars:

1. Officers assigned a STP vehicle equipped with push bars must receive training regarding its use prior to issuance.
2. All emergency equipment **MUST** be utilized when using vehicle push bars. (i.e. blue lights and in-car camera).
3. When applicable, permission is to be gained from the operator of the disabled vehicle before the use of push bars. If the operator is unavailable, another officer may operate the disabled vehicle.
4. The officer must fully explain what the operator is to do and where to go before beginning these procedures. No sharp turns are to be made. The STP vehicle must separate from the operator before braking. The operator's vehicle is to be in neutral.
5. Proceed slowly to keep in contact and control of the operator's vehicle.
6. Push bars are to be used **ONLY** if the operator's bumper matches the vertical edge of the push bar. No attempt is to be made where the operator's bumper rides up on the push bars curve. Assist only vehicles which are equal to or of lesser size of the STP vehicle. (i.e. no moving trucks)
7. Disabled motorist may be assisted with push bars when there is no other safety procedure available and **ONLY** if these procedures can be done without risk to the operator or the motoring public.
8. Push bars may be used to move disabled vehicles due to vehicle collisions where there would not be any further damage to the

disabled vehicle, STP vehicle or roadway surface. All four wheels on the disabled vehicle **MUST** be able to roll before using the push bar.

NOTE: Officers are to adhere to DPS Policy 300.04 relating to Use of Force and DPS Policy 300.02 relating to Vehicle Pursuits. Failure to comply with this procedure is subject to DPS Policy 400.08 for Disciplinary Action.

5. Spare Vehicle Use

Spare vehicle are provided for each district. Spare vehicles are to be logged out providing the beginning and ending mileage. Each returned spare vehicle shall have a full fuel tank and cleaned. The supervisor is to be informed of any needed vehicle maintenance.

B. Line Inspections

All State Transport Police personnel shall be familiar with [DPS Policy Directive 300.10](#). All district supervisors are to conduct a line inspection of equipment assigned to Officers under their supervision on a monthly basis. The inspection will be done on a standard line inspection checklist provided by STP. The line check list will require inspection of the STP vehicle, weapons, shotguns, handcuffs, and other equipment for proper care. (The Glock 37 sidearm must be field stripped for inspection.) The district supervisor must note any discrepancies. The monthly equipment reports are to be filed in the district headquarters office. (It should be understood that uniforms worn by the officers are to be checked on a daily basis for neatness and care.)

IV. Radio Equipment Use and Care

A. Radio Use

1. Standard Radio Procedures

General procedures

When calling a TCC, first call the TCC followed by your call number and the nature of your call (10 codes). Then wait for the TCO to advise you to go ahead with your transmission. This will alert the TCO that you have radio traffic and to give them the ability to open the proper CAD screen prior to you transmitting further data.

- Example: Richland/X-100 10-41
 Richland/X-100 10-38
 Richland/X-100 10-27

Traffic Stops

Following the above procedure, first call the TCC center and advise them that you are making a traffic stop (10-38) , **which county you are in**, and wait for response. When requested, give the information in the following order.

- Location
- Vehicle Description
- Tag State/Number
- Any other Information

Example: Officer: Greenwood/X-100 10-38 Newberry
County

TCO: X-100/Greenwood Go ahead

Officer: SC72 near Adams Rd. – Chevy Suburban Red – SC
123ABC – Occupants and/or other info you want to
give.

***This call in order is based upon TCO and Officer comments concerning officer safety issues and the logistics of the information available to the Officer as the traffic stop unfolds. The county name is also required on traffic stops or any other officer initiated call in which the TCO may not know which county the officer may be in.**

When calling in multiple vehicles on the same traffic stop, advise the TCO the number of vehicles you are stopping then follow the above procedure for the first car. Wait for the TCO to tell you to go ahead with the other vehicles' information. This will allow the TCO the ability to open the additional vehicles screen within the traffic stop screen.

Collision Investigations (Call Disposition)

As mentioned above, CAD has the ability to provide accurate statistical data rapidly if the needed information is entered. To enhance this ability, a disposition screen has been incorporated into the call/incident screen. The disposition screen consists mainly of a drop down menu for the TCO to record the disposition from a pre-established list. This will allow for statistic data based upon the entered disposition code. To implement this feature, Officers will have to provide the TCO with a disposition or disposition code at the end of a traffic collision investigation. The disposition code list will be an evolving document based upon input from TCOs, field Officers, and management. The current disposition codes for collisions are shown below.

- 01 Collision: Collision Report Filed
- 02 Collision: White Collision Form Issued

- 03 Collision: Dispatched: Unable to Locate
- 04 Collision: Handle by Other Agency
- 05 Collision: Not a Collision: Incident Report Filed
- 06 Collision: Not a Collision: No Report Filed

When notifying a TCO that you are 10-24 (clear) from a collision (10-50), also give them the corresponding disposition code and the number of units involved and the number of injuries/fatalities.

The TCO will then give you a CAD generated incident number which will be placed in internal agency code at the bottom right of the TR-310 Report. This number will then automatically be transferred into the Activity Console as a collision number and any data associated with the CAD record that can be used in the Activity Console will be transferred to the proper field as described earlier. You will not need to record the complete CAD number, just the numerical digits at the end. The data transfer process will be evolving and may be implemented in stages.

2. A Few Simple Rules

Good police radio communication systems depend on all telecommunication operators. Clear reception of messages is greatly improved if a few simple rules are followed:

- a. Always use complete call numbers
- b. Use the ten codes
- c. Use the phonetic alphabet
- d. Speak across the microphone
- e. Speak in a clear and normal tone
- f. Always acknowledge all messages
- g. Listen before you transmit
- h. The radio is for business only
- i. In an emergency situation, keep calm
- j. Be courteous
- k. Mobile units always rate priority over a fixed station.

3. Prohibitions

- a. The use of unauthorized call numbers in requesting information for outsiders is strictly forbidden.
- b. All transmissions that are contrary to FCC rules and regulations are prohibited.

- c. Federal law prohibits tele-communication operators and Officers from delivering or disclosing the context of or the existence of any messages received to anyone other than the addressee or to another unit to be relayed to that addressee. Disclosure of any message to news medias (newspapers, radio, TV) is a violation of Section 605 of the Communication Act of 1934.
- d. If a Officer becomes involved in an emergency situation which requires immediate action, the controlling station giving the “10-33” notice will have full control of the air. Other stations should not take the time to clear traffic, but simply remain silent until aid is furnished to the desperate Officer. In areas where the 800 MHZ has coverage, the Officer shall press the emergency button.
- e. Requesting a tele-communications operator to make a personal telephone call is prohibited except in an emergency. In the event a Officer should make such a request, the tele-communications operator must be advised of the Officer’s emergency situation prior to making the call.
- f. Conversations between mobile units that are not of an emergency nature should be handled on another channel designated as the “talk around channel”.
- g. Requests for vehicle identification numbers, route numbers, telephone numbers, and other similar information that the Officer has readily accessible or is attainable through other means should not be made through the tele-communications operators.

4. Communications Accountability

- a. Officers shall sign on and off with the assigned Patrol tele-communication station any time they are away from their vehicles and shall give the station the exact location and/or telephone number.
- b. Officers who are assigned to enforcement duties and who are required to sign on at the beginning of their tour of duty shall be required to sign off by radio at the end of their shift with their assigned base station. Tele-communication operators will mark the Officer off of their schedule as having completed their shift and being accounted for.
- c. In the event the tele-communication center has no contact with or does not have any accountability for the Officer within ten (10)

minutes past the designated time for their shift to end, the telecommunication operator is to contact the post supervisor.

- d. Officers are to utilize their remote radios in the performance of their normal duties outside of their patrol vehicles, to keep in contact with the tele-communication center and other officers.

5. Radio Locations and Capabilities

800 MHZ Radio

	Troop/Zone	Base Channel	Talk Around Channel
Kershaw/Lee	1	03	02
Sumter/Clarendon	1	01	02
Lexington	1	04	05
Richland	1	06	05
Newberry/Laurens	2	17	18
Abbeville/Greenwood	2	19	18
Edgefield/Saluda/McCormick	2	20	21
Anderson	3	33	34
Pickens/Oconee	3	35	34
Greenville	3	36	37
Spartanburg	3	38	37
Cherokee/Union	4	49	50
York	4	51	50
Fairfield/Chester	4	52	53
Lancaster/Chesterfield	4	54	53
Darlington/ Marlboro	5	65	66
Florence/Marion/Dillon	5	67	66
Williamsburg/Georgetown	5	68	69
Horry	5	70	69
Charleston/Berkeley	6	81	82
Dorchester/Colleton	6	83	82
Beaufort/Jasper	6	84	85
Bamberg/Allendale/Hampton /Barnwell	7	97	98
Calhoun/Orangeburg	7	99	98
Aiken	7	100	101

B. Care of Radio Equipment

1. Radio equipment must be kept completely dry.
2. Beverages are not to be placed on top of radio consoles where spillage could occur and result in damage to the equipment.
3. Damp clothing such as raincoats should not be placed near the equipment.
4. Leaks around the trunk or dashboard should be repaired immediately.
 - a. Trunks need to be kept dry to protect transmitting equipment.
 - b. Inspect the seals around trunk lids and do not store or transport anything of a liquid nature in the trunk which could spill or leak.
 - c. Abrasive or acid materials must not be transported in the trunk of the Patrol car.
5. Equipment must be placed in the trunk in a secure manner so as to prevent damage to radio equipment in cases of sudden stops or turns.
6. Care should be taken when driving through areas where low hanging tree limbs, garage doors, etc. present a hazard to the antenna.
7. Precaution will be taken to remove Patrol antennas when being washed in an automatic car wash.
8. If the radio equipment is wired in any way where it is not controlled by the ignition switch, the transmitter and receiver switches should be in the “OFF” position whenever the Patrol vehicle is not in use.
9. Radio communications equipment alterations are prohibited unless approved by the Patrol’s Communications and Logistics Office.

C. Radio Equipment and Blasting Operation

1. **General:** The wires of an electric blasting cap can act as an antenna and pick up radio frequency energy. If the length and position of the wires are just right and the radio transmitter is close enough to the bridge wire, the cap can be heated sufficiently by the radio frequency current so that the cap will explode.
2. **Precautions:** The table below indicates minimum distance from radio transmitters that blasting caps may be stored or blasting operations carried out safely.

Minimum Transmitter Distance

0-30 watts	100 ft.
30-100 watts	200 ft.
100-250 watts	500 ft.
250-1,000 watts	1,000 ft.
1,000-5,000 watts	2,000 ft.
5,000-50,000 watts	5,000 ft.
Above 50,000 watts	10,000 ft.

3. When the radio transmitter is under control of the blasting operation, keep the radio transmitter turned off.

Operation of Radio System Under the S.C. Emergency Management Division Plan

4. The **Deputy Director of the Highway Patrol or his designee,** after receiving official notice of an emergency or disaster, will proceed immediately to alert all personnel of the Division.
5. He will direct the Headquarters Radio Station to broadcast the alert message to all **Department** radio stations and to obtain confirmation from all stations that the message has been received.
6. All receiving stations will then rebroadcast the alert message to all substations and mobile units in their respective coverage areas, requesting acknowledgment of its receipt.
7. The Headquarters Radio Station will telephone directly to any Troop Commander whose radio stations are not in operation at the time of the alert. The Troop Commander will, in such cases, telephone his Troop Lieutenants and instruct them to alert all subordinate personnel.
8. The alert message will consist of three tone signals approximately three seconds in duration followed by the spoken words:

The Emergency Management Division Operation Plan is now in effect, authority: Deputy Director of the South Carolina Highway Patrol: I repeat, the Emergency Management Division Operation Plan is now in effect, authority: Deputy Director of the South Carolina Highway Patrol.

This exact sequence and wording will be used ONLY in the event of an actual alert. Any necessary tests will be worded differently. All stations

receiving the alert shall immediately broadcast it to their respective coverage areas and then begin the limited operation permitted under an alert.

D. Transmitter Identification Plate

FCC representatives make periodic inspections of the Department's radio and radar equipment, including the metal identification plate affixed to the transmitter case. Custodians of this equipment are cautioned to exercise care in preventing this plate from being damaged or removed. Removal of this plate may result in citation by the FCC for violation of Section 10.150 of FCC regulations.

E. Communications Monitoring System

1. All Highway Patrol Stations are equipped with recorders that record all radio and telephone messages received and transmitted.
2. All personnel must be aware that all transmissions being made over the communications network are recorded and kept on file for a minimum of thirty (30) days.

F. Reviewing Radio Tapes

No one will be permitted to review the tapes in the Telecommunications Center unless authorized by a Lieutenant or above and a Communications Manager. Tapes may be reviewed for any allegations of complaints or for investigation purposes.

V. Reporting Defective/ Lost Equipment

Any equipment discovered lost or stolen is to be immediately reported to the duty supervisor. An Affidavit (SCHP-A-017) is to be completed giving the circumstances.

Any equipment discovered to be defective which would hinder the trooper from performing his/her duties is to be reported immediately to the duty supervisor and a Uniform Administrative Report is to be completed. It will be the supervisor's responsibility to see that the equipment is repaired or replaced.

DRILL/CEREMONY SECTION

I. Attending Funerals

A. Field Operations Commander's Responsibilities

1. It shall be the responsibility of the STP Deputy Director or his designee to take charge of all police officers attending a STP Officer's funeral services.
2. The Deputy Director will arrange the groups of these officers by agencies in an orderly fashion: The State Transport Police, Highway Patrol and other State Police, all sheriffs' deputies, and then all police departments.
3. The Deputy Director will coordinate with the particular church and/or funeral home in charge of the arrangements.
4. In any event, STP personnel will stand as a group under the command of the Deputy Director or designee.
5. The Deputy Director will be responsible for notifying STP personnel of the type of uniform, when to attend, where the formation will be, and handle any special requests of the family.
6. The Deputy Director may delegate certain responsibilities to the District Commander in the area where the funeral services are held.

B. Formation

1. The formation of Officers will be according to rank.
2. Line(s) will begin with the highest-ranking Officer to the lowest ranking Officer.
3. The ability to dress right on the ranking Officer should be sought.
4. The Deputy Director or his designee will determine the number of lines.
5. State Police or Highway Patrol officers from other states who are in uniform will stand according to their rank in the same formation with our Officers.
6. STP retirees and members who are in civilian dress are to be included in this formation at a designated place.

C. Outside Passing Casket/Officer

1. When a deceased Officer's casket passes by, Officers are to remain covered, stand at attention and salute on command.
2. The command to salute will be "Present Arms" and the salute is to be held until the casket passes and the command "Order Arms" is given.
3. Officers will remain at attention until ordered to do otherwise.

D. Outside Passing Casket/Other Person

When the casket of someone OTHER THAN A POLICE OFFICER passes by, Officers will come to attention, remain covered until the casket passes by, and then stay at attention until ordered to do otherwise.

E. Entering or Exiting a Building

1. When entering a building or a church, the hat will be taken off and held in the right hand over the left breast.
2. After sitting, the hat will be placed on the lap.
3. When exiting the building or church, the hat will be placed back on the head.

F. Indoors Saluting/Passing the Casket

1. There will be NO saluting indoors when not covered.
2. When inside a building or church, the Officer will face the aisle at attention with the hat held by the right hand over the left breast as the family and/or casket passes by.
3. After the family and/or casket pass by, the Officer will face to the front and wait for further instructions.

G. During Taps and Ceremonial Firing Outside

1. All Officers will be in a formation or line(s).
2. All Officers will be at attention.
3. The command "Present Arms" will be given and Officers will remain saluting until the command to "Order Arms" is given.
4. The Deputy Director or his designee will give all commands.

H. Outside Prayer

Officers shall stand at attention while remaining covered with heads bowed.

I. Funeral Bands

1. The black funeral band will be worn by Officers statewide immediately upon the official notification of a Department of Public Safety's Officer's death.
2. The band shall be worn horizontally around the middle of the breast badge.
3. The band is to be worn continuously from the time of notification until the end of the day (2400 hrs.) that the funeral services are held.
4. This policy shall apply to the deaths of all Officers regardless of circumstances except when death occurs from self-inflicted injuries.
5. Upon approval of the STP Commander, funeral bands may be worn by STP personnel to honor other South Carolina police agency officers who have lost their lives in the line of duty.

J. Honor Guard

1. The Honor Guard is available for active and retired Officers who have died in the line of duty or natural causes.
2. Requests for the Honor Guard will be made to the STP Commander.
3. The Honor Guard is available upon request to other police agencies that have lost officers in the line of duty.

II. Respect to the "Colors", National Anthem, or Alma Mater

A. Colors

When a Officer is merely viewing a parade or other event and the "Colors" pass or the National Anthem is being played, the Officer should face the "Colors" or music, come to attention, remain covered, and salute until the "Colors" have passed or the music has ceased playing.

B. Alma Mater

When the Alma Mater is played, the Officer will stand still for respect until the music has ceased.

C. The Pledge of Allegiance

1. Indoors

- a. While indoors and pledging the allegiance to the United States flag, Officers will remove the hat and place it over the left breast with the right hand.
- b. Uniformed members functioning as the Honor Guard and only members of this group will salute during this procedure.
- c. If you are not holding your hat, place the right hand over the left breast.

2. Outdoors

If outside, remain covered, face the Colors, assume the position of attention and salute during the reciting of the Pledge of Allegiance.

D. Performance of Duties

In the event Officers are engaged in performing their duties, they will continue with their duties in a dignified manner.

III. Saluting and Description of Orders

A. Salute Properly

1. Reasons

- a. The way a salute is executed is important because it reflects upon the organization.
- b. It indicates pride in yourself and the organization.
- c. It shows you have confidence in yourself as a Officer.
- d. A sloppy salute may indicate disrespect or the fact that one does not understand the meaning of a salute.

2. How to Execute the Hand Salute (See Appendix pg. 117)

- a. The proper salute is rendered by raising the right hand smartly until the tip of the forefinger touches the headgear just above and slightly to the right of the right eye.
- b. The fingers should be lined tightly together and the thumb should be snugly positioned along the side of the hand.
- c. The hand and wrist should be aligned so that they form a straight line from the fingertips to the elbow.

- d. The upper arm (elbow to shoulder) should be horizontal and at a 90 degree angle from the body.
- e. When rendering the salute, turn your head to the correct position in one motion, without any preparatory movement.
- f. Hold the salute until the music ceases, the casket passes by, or the command "Order Arms" is given. Bring your hand directly down to its natural position.
- g. Do not slap your leg when returning your hand to your side.
- h. Any deviation from the above is an improper salute.

B. Description of Orders

- 1. Assume the position of **Attention** on the command "Fall In" or the command "Squad Attention". (See Appendix pg. 116)
 - a. To assume the position of attention, bring the heels together sharply on line.
 - b. The toes should be pointed outward equally, forming a 45-degree angle.
 - c. Rest the weight of the body evenly on the heels and balls of both feet.
 - d. Keep the legs straight. **DO NOT LOCK THE KNEES.**
 - e. Hold the body erect with the hips level, chest lifted and arched, and the shoulders square.
 - f. The head should be erect and faced squarely to the front with the chin drawn in so that the alignment of the head and neck is vertical.
 - g. Let the arms hang straight without stiffness.
 - h. Curl the fingers so that the tips of the thumbs are alongside and touching the first joint of the forefingers.
 - i. Keep the thumbs straight along the seams of the trouser leg with the first joint of the forefingers touching the trousers.

- j. REMAIN SILENT AND DO NOT MOVE UNLESS OTHERWISE DIRECTED.

2. **“Dress Right Dress” Command**

- a. When the command to “Dress Right Dress” is given, the Officer should smartly turn his head to the right at approximately a 90-degree angle.
- b. The left arm should simultaneously be fully extended to the left and horizontal to the ground.
- c. The palm and fingers of the left hand should be flat with the fingers together and touching the right shoulder of the Officer on the left.
- d. The only exception would apply to the Officer on the extreme right end of the line (there would be no one on his right to look to). This Officer will continue to look straight ahead with the left arm extended.
- e. The Officer on the extreme left end of the line will dress right without extending the left arm (there would be no one on the left to dress on).

3. **“Close Interval Dress Right Dress”**

- a. Upon the command of “Close Interval Dress Right Dress”, the Officer will follow the same procedure as above except for the position of the left arm.
- b. On this command, the Officer will bring the left arm up to the left side at approximately a 45-degree angle.
- c. The palm of the left hand should be placed flat against the waist with the left elbow touching the right side of the Officer to the left.

4. **“Ready Front”**

This is the command that will be given to assume the original position of attention from either of the commands “Dress Right Dress” or “Close Interval Dress Right Dress”.

5. **“Present Arms”**

- a. Execute the hand salute.
 - b. Hold the hand salute until the command “Order Arms” is given or at another appropriate time.
6. **“Order Arms”**
- This is the command given to conclude the hand salute.
7. **“Parade Rest”**
- a. The command “Parade Rest” can only be given to Officers who are already at attention.
 - b. On the word “Rest”, move the left foot about 10 inches to the left of the right foot. (See Appendix pg. 117)
 - c. Keep the legs straight. DO NOT LOCK THE KNEES.
 - d. Simultaneously, place the hands in the small of the back and centered on the belt.
 - e. Keep the fingers of both hands extended and joined, interlocking the thumbs so that the palm of the right hand is facing outward.
 - f. Keep the eyes and head straight ahead.
 - g. Remain silent and do not move unless otherwise directed.
8. **“Stand at Ease”, “At Ease”, and “Stand at Rest”**
- a. All of the above commands mean the same thing.
 - b. These commands put the Officer in a relaxed form of the Parade Rest position.
 - c. The Officer may move his left foot, arms, head, and talk quietly from this position.
 - d. The right foot must stay in place to maintain the formation.

Index

<u>Abandoned Vehicles</u>	42
---	----



<u>Activity Report</u>	48
<u>Administrative Hearings</u>	42
<u>Alcohol Use</u>	20
<u>Arrest</u>	31
<u>Assignments; Personnel</u>	23
 <u>Behavior</u>	18
 Cell Phone Usage.....	26
<u>Chewing Gum</u>	21
<u>Child Protection</u>	33
<u>Code of Conduct</u>	16
<u>Code of Ethics; Department</u>	11
<u>Code of Ethics; Law Enforcement</u>	12
<u>Collision; Investigation</u>	47
<u>Reports</u>	60
<u>Colors / National Anthem</u>	83
<u>Compliance</u>	18
<u>Confidentiality</u>	20
<u>Conformance to Laws</u>	17
<u>Core Values</u>	11
<u>Crossing Medians</u>	44
<u>Court; Procedures</u>	40
<u>Criticizing Fellow Employees</u>	17
 <u>Defective/Lost Equipment</u>	80
<u>Devotion to Duty</u>	18
<u>Disciplinary Action</u>	18
<u>Drug Use</u>	20
 <u>Enforcement Action</u>	28
<u>Escorts</u>	38
<u>Evidence Procedures</u>	61
 <u>Fatalities</u>	60
<u>Favoritism</u>	17
<u>Field Training Officer</u>	25
<u>Field Districts</u>	25
<u>Firearms</u>	66
<u>Foot Pursuits</u>	35
<u>Forcible Stops</u>	35
<u>Foreword</u>	9
<u>Forms Review</u>	60
<u>Funerals</u>	81
<u>Funeral Bands</u>	83


<u>Glock</u> 37	67
<u>Goals</u>	16
<u>Grooming</u>	27
<u>High Risk Stops</u>	29
<u>Highway Assistance</u>	43
<u>History</u>	9
<u>Hostage</u>	35
<u>Improper Conduct</u>	19
<u>In-Car Video Recording</u>	35
<u>Insubordination</u>	19
<u>Juveniles</u>	33
<u>Line Inspection</u>	73
<u>MAIT Criteria</u>	60
MCC Motor Carrier Compliance Unit	25
<u>Media</u>	45
Mentally Ill Subjects	46
<u>Military Notification</u>	60
<u>Miranda Warnings</u>	31
<u>Miscellaneous Reports</u>	46
<u>Missing Persons/AMBER Alert System</u>	46
<u>Neglect of Duty</u>	19
<u>NRVC</u>	59
<u>Oath of Office</u>	16
<u>Obstruction of Investigation</u>	19
<u>Parades</u>	40
<u>Permanent Appointment</u>	23
<u>Personal Gain</u>	17
<u>Private Property Collisions</u>	60
<u>Prisoner Transport</u>	33
<u>Probational Period</u>	23
<u>Professionalism</u>	18
<u>Pursuits</u>	35
<u>Push Bar Use</u>	72
<u>Qualifications for Officer</u>	22
<u>Quit Without Notice</u>	24

<u>Radar Use</u>	36
<u>Radio Tapes, Review</u>	80
<u>Radio Use, Channels</u>	73
<u>Re-Employment</u>	24
<u>Relays</u>	39
<u>Restraining Prisoners</u>	33
<u>Road Defects, Reporting</u>	42
<u>Roadblocks</u>	35
Saluting/Description of Orders.....	84
<u>Search and Seizure</u>	35
<u>Separation by Death</u>	25
Shift Briefing.....	45
<u>Shift Work</u>	45
<u>Shotgun</u>	66
<u>Smith and Wesson M642</u>	69
<u>Solicitation/Acceptance</u>	46
Special Events.....	38
<u>Stationary Roadblocks</u>	35
<u>Stopping Commercial Vehicles</u>	29
<u>Stopping Diplomats</u>	29
<u>Stopping Public Officials</u>	29
<u>Stopping Violators</u>	29
<u>STP Vehicle Care</u>	71
<u>STP Vehicle Collisions</u>	61
<u>STP Vehicle/Assignment</u>	71
STP Units.....	25
<u>STP Vehicle Use</u>	70
STP Vehicles; Spares.....	73
<u>Subpoenas</u>	41
<u>Summons, General Use</u>	49
<u>Summons, Errors</u>	56
Summons; Issuing.....	55
<u>Summons, Maintenance</u>	59
<u>Summons, Outstanding</u>	58
<u>Summons, Transmittal Form</u>	59
<u>Summons, Returning</u>	56
<u>Summons, Voiding</u>	57
<u>Sunglasses</u>	64
<u>Telephone Requirements/Request</u>	26
<u>Termination of Pursuit</u>	35
<u>Tobacco Use</u>	21
<u>Towing of Vehicles</u>	43
<u>Traffic Directions</u>	37
<u>Traffic Enforcement</u>	28

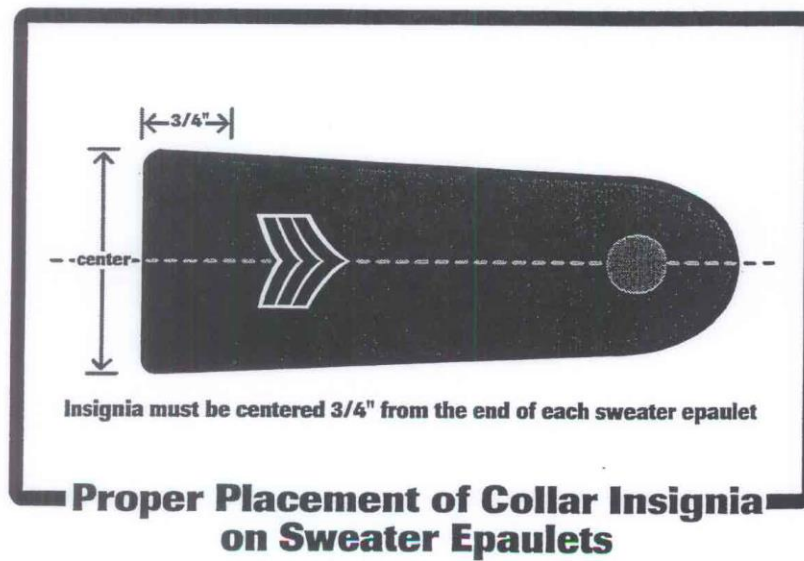
Training	25
<u>Truthfulness</u>.....	20
<u>Uniforms, Class A Summer</u>.....	62
<u>Uniforms, Class A Winter</u>	63
<u>Uniforms, Class B Summer</u>.....	63
<u>Uniforms, Class B Winter</u>	64
<u>Uniforms, Seasonal</u> Change	64
<u>Uniforms, Stock</u>.....	65
<u>Unmarked Vehicles, Use</u>.....	31
<u>Unmarked Vehicles, Issued</u>	71
<u>Use of Force</u>	35
<u>Victim Notification</u>.....	61
<u>Violation of Manual</u>	9
Vehicle Pursuit.....	35
<u>Warning Tickets</u>.....	48
<u>Warrants</u>.....	31
Weapons for Use.....	65

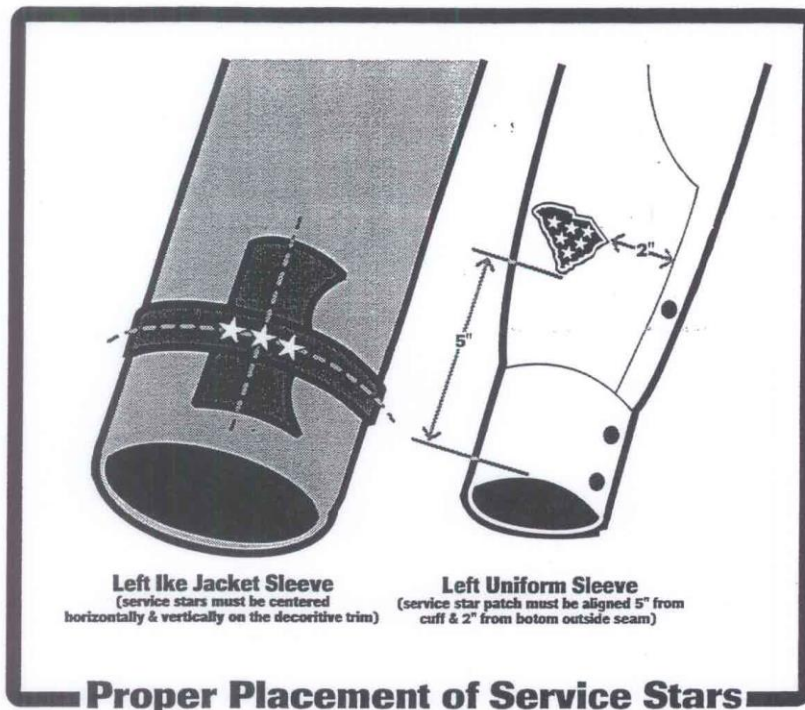
Appendix – Uniform Insignia & Traffic Direction





11/97(STPMAN10)

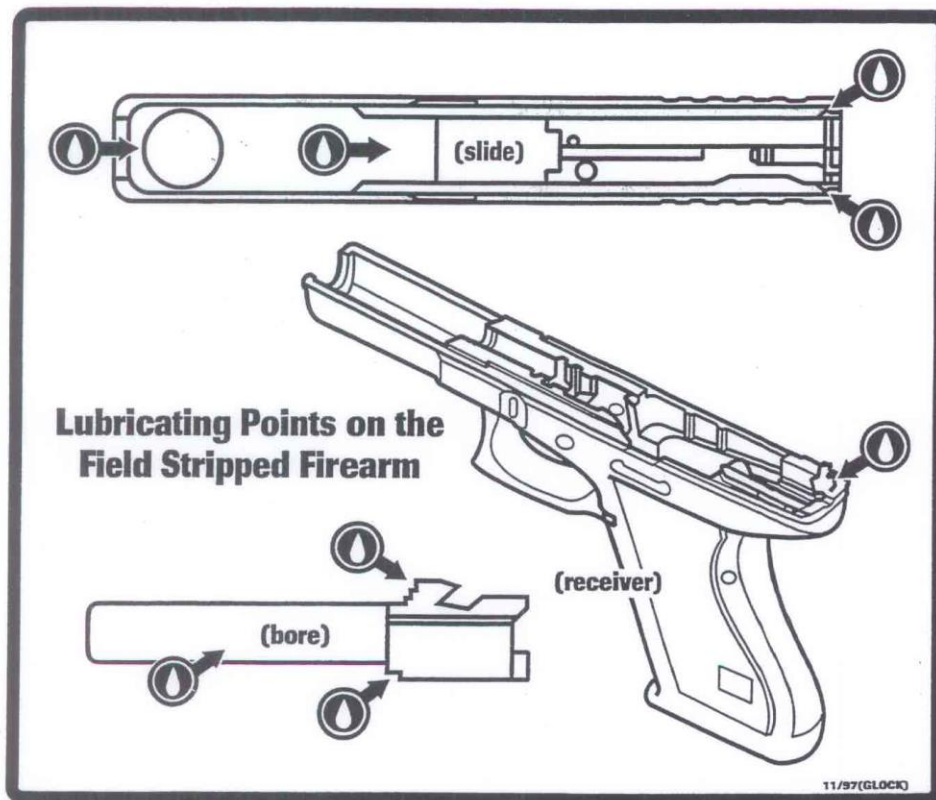




Proper Placement of Service Stars




11/97 (STP96A09)





front



side




foot position




hand position

Position of Attention

11/97 (STPMANC24)

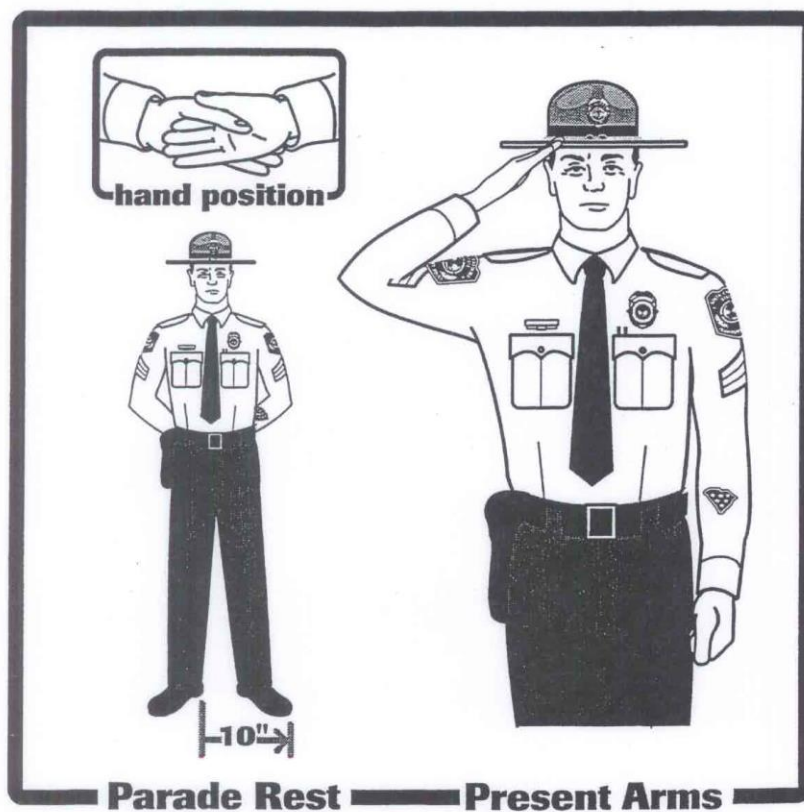


Correct Posture




Incorrect Posture


11/57(STPMAR23)



11/97 (STP/MAK/25)




11/97(STPMAM12)




(Repeat motions back and forth to increase driver awareness of your commands)

Stop Signal Go Signal



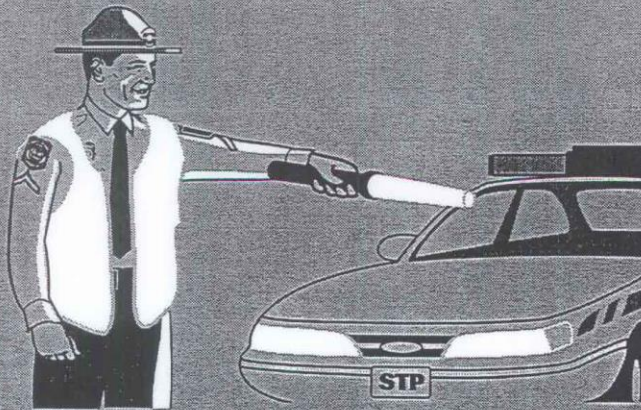
Indicate Direction of Turn
Signaling at Night

11/87(STPMAR18)





(Use quick, circular motions with your wrist to attract the attention of oncoming drivers)

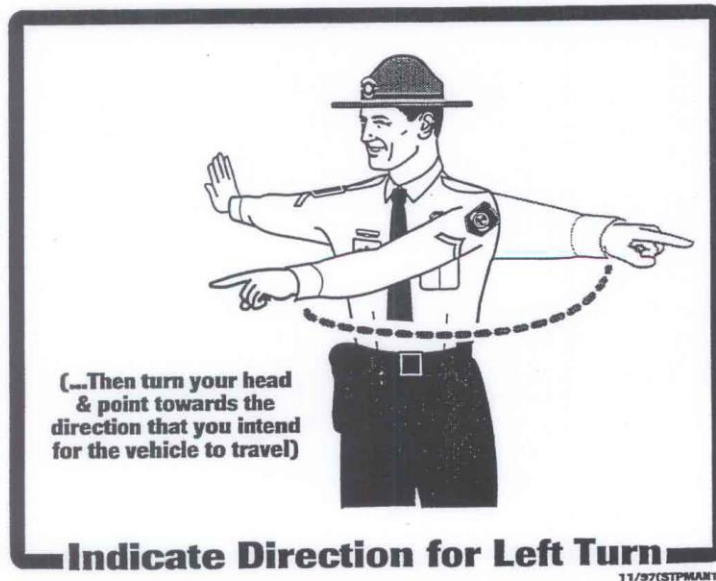

Stopping Traffic With A Flashlight




Make Yourself Visible With Your Headlights Signaling at Night

11/97(STPMAN19)






(...Next use a smooth, sweeping motion by pivoting your elbow to signal the driver to proceed...)



Signal Traffic to Move for Right Turn

(...Then turn your head & point towards the direction that you intend for the vehicle to travel)



Indicate Direction for Right Turn

11/97(STPMAM17)

